

# Stabilization of Delayed Fuzzy Neutral-type Systems Under Intermittent Control

R. Vadivel, S. Saravanan, B. Unyong, P. Hammachukiattikul, Keum-Shik Hong, and Gyu M. Lee\* 

**Abstract:** This study is concerned about the stabilization for delayed fuzzy neutral-type system (DFNTS) with uncertain parameters under intermittent control. Firstly, by constructing the augmented Lyapunov-Krasovskii functional (LKF) about different time delays along with single and double auxiliary function-based integral inequalities (SAFBII, and DAFBII, respectively), a new class of delay-dependent adequate conditions are proposed, so that the robust fuzzy neutral-type system under consideration is guaranteed to be globally asymptotically stable (GAS). Secondly, the intermittent control (IC) is introduced to stabilize the system with mixed time-varying delays. In the view of inferred adequate conditions, the IC parameters are determined as for the arrangement of linear matrix inequalities (LMIs). It is noted that the strategies exploited in this work are apart from the other methods engaged in the literature, and the proposed conditions are less conservative. Finally, numerical examples are given to demonstrate the effectiveness of the developed techniques in this work. One of the practical applications is single-link robot arm (SLRA) model to show the viability and benefits of the structured intermittent control.

**Keywords:** Global asymptotic stability, intermittent control, linear matrix inequality, Lyapunov-Krasovskii functional, time-varying delay.

## 1. INTRODUCTION

It is notable that delayed time-varying systems have gotten a powerful research zone in the earlier years, especially for the time-delayed neutral-type system. This time-delayed system contains time-delays both in its state and in the derivatives of the states. This kind of systems have been referred to as time-delay neutral-type system. Neutral-type systems are frequently encountered in many dynamics, such that automatic control, in-stability, oscillations, stability issue on time-delay systems has become a topic of the great theoretic and practical importance [1–7]. Thus, the research on stability of such neutral system proves to be of great significance [8–11]. For example, in [12],  $L_2 - L_\infty$  filtering was adopted and a delay-dependent stability condition for fuzzy neutral-type stochastic system was proposed. Robust reliable guaranteed cost control was introduced to uncertain fuzzy neutral-type system in [13]. Recently,  $H_\infty$  filtering technique has been adopted to T-S fuzzy neutral-type stochastic system in [14]. The authors in [16] discussed the problem of impulsive neutral-type systems based on the expo-

ponential stabilization condition. In addition, the parameter uncertainties in consideration of the model errors are unavoidable and lead to stochastic failures and abruptness besides developing inconveniences in the usage of models [8,13,14].

On the other hand, fuzzy logic theory has been generally chosen for modelling complex nonlinear systems. Among the various fuzzy logic models, the Takagi-Sugeno (T-S) fuzzy pattern is popular because of its capability to model nonlinear systems as a group of linear subsystems with the assistance of IF-THEN fuzzy rules and fuzzy membership functions [12–15]. In addition, this strategy has been quite specific and well-known for handling the issues of some difficult nonlinear systems. Thus, many scholars in the field of control carry out research on T-S fuzzy systems from various aspects [17–19]. Researchers in [20] studied robust static output feedback  $H_\infty$  control for uncertain fuzzy systems. In [21], robust control of electrically driven robots has been discussed for adaptive fuzzy estimation of uncertainty. In [22], authors proposed finite-time  $L_2$ -gain asynchronous control for continuous-time positive hidden markov jump systems

Manuscript received July 25, 2020; revised November 17, 2020; accepted December 23, 2020. Recommended by Associate Editor Xiao-Heng Chang under the direction of Editor Jessie (Ju H.) Park. This work was supported by the National Research Foundation of Korea (NRF) grant funded by the Korea government (MSIT) (2018R1A2B3008890 and 2020R1A2B5B03096000).

R. Vadivel, B. Unyong, and P. Hammachukiattikul are with the Department of Mathematics, Faculty of Science and Technology, Phuket Rajabhat University, Phuket, Thailand-83000 (e-mails: vadivelsr@yahoo.com, {bundit.u, porpattama}@pkru.ac.th). S. Saravanan and Keum-Shik Hong are with the School of Mechanical Engineering, Pusan National University, Busan 46241, Korea (e-mails: saravanantvu@gmail.com, kshong@pusan.ac.kr). Gyu M. Lee is with the Department of Industrial Engineering, Pusan National University, Korea (e-mail: glee@pnu.edu).

\* Corresponding author.

via T-S fuzzy model approach. Quite recently, in [23], the stability and stabilization of T-S fuzzy systems have been studied for two additive time-varying delays. In any case, how to design delay terms in the intermittent control has never been examined thoroughly in previously works, particularly in response to T-S fuzzy neutral-type model approach.

Meanwhile, many control approaches have been proposed to stabilize nonlinear systems such as adaptive control [24], impulsive control [25], and intermittent control [26–28] and so on. Intermittent control, as a discontinuous control method, has been adopted in various engineering applications in view of its convenient implementation in engineering control [29,30]. Recently, an intermittent control scheme with both fixed control period and control width, namely periodically intermittent control scheme, has been developed to study various types of systems as well as dynamical networks. For example, in [31],  $H_\infty$  synchronization of uncertain stochastic time-varying delay systems with exogenous disturbance through intermittent control has been investigated. In [32] and [33], the authors designed the aperiodic intermittent pinning control and intermittent control for the synchronization of chaotic systems. Authors in [34] investigated stabilization problem of stochastic uncertain complex-valued delayed networks with intermittent nonlinear control and references cited therein. However, in practical applications, the requirement that both control period and control width be fixed is evidently unreasonable. It is obvious that aperiodically intermittent control is more feasible than the periodically intermittent one. Intermittent control, which was first introduced to control linear econometric models in [26], has been widely used for a variety of purposes such as manufacturing, transportation, and communication in practice. After several decades, numerous studies with respect to intermittent control have been carried out [26,29,31,33]. Moreover, modeling time-varying property in control schemes can procure superior control execution including time-varying delay state-feedback control [35]. It may change the estimation of delay in the controller with the absence of control gain, which leads to extensive consideration for the benefit of control execution in recent years [36–38]. Thus, the results by utilizing intermittent control (IC) method to explore the delayed fuzzy neutral-type system (DFNTS) have not been thoroughly studied at this point of research. This structural model is quite difficult to achieve but of great interests and attention, so that it motivates this study.

In view of previously mentioned discussions, we focus on the stabilization of delayed fuzzy neutral-type systems with uncertain parameters under intermittent control. The core contributions of this study can be summarized as follows:

(Q1) The neutral-type system is studied in terms of the T-S fuzzy model under the consideration of mixed

time-varying delays and uncertainties to build up delay-dependent criterion, such that the obtained closed-loop system is GAS.

(Q2) By exploiting the augmented Lyapunov-Krasovskii functional (LKF) technique, adequate conditions for the stability analysis and controller plan of the system under consideration are derived by means of well established LMI approach.

(Q3) The less conservativeness of the proposed stability criteria is achieved by incorporating the latest integral inequality approaches like single and double auxiliary function-based integral inequalities (SAFBII, DAFBII) to deal with the LKF derivatives (double, triple and four integral terms), so that the obtained outcomes are more applicable than the existing results in [8,9]. The number of decision variables (NDVs) in this paper is  $17 * n(n + 1)/2$ , which is significantly smaller than that of [9],  $35 * n(n + 1)/2$ . In addition, free weighting matrices using the Finsler's lemma are employed to make the proposed technique less conservative.

(Q4) The intermittent controller is designed to stabilize the considered DFNTS. In addition, the proposed stability criteria suggest a connection between mixed delay in the system and time delay in the controller. The obtained conditions can be converted into LMIs, which is verified by MATLAB LMI toolbox.

(Q5) Simulation examples are presented to demonstrate the viability and less conservatism of the proposed approaches. In the application perspective, the obtained theoretical results and organized delayed intermittent controller is validated through the single-link robot arm model system.

This paper is organized as follows: Section 2 describes the T-S fuzzy neutral-type model description and gives theoretical background. The primary results for robust neutral-type systems and the constructed controller are summarized in Section 3. Simulation, application, and comparison are described in Sections 4, 5, and 6, respectively to demonstrate the adequacy and less conservatism of the proposed approaches. Lastly, some conclusions are given in Section 7.

**Notation:** Let  $\mathbb{R}^{n \times q}$  and  $\mathbb{R}^n$  represent the set of all  $n \times q$  real valued matrices and  $n$ -dimensional Euclidean space. The expressions  $X > 0$  and  $X \geq 0$  denotes a positive definite and positive semi-definite matrices  $X$ , respectively; the superscripts  $T$  and  $-1$  indicate that the transpose and inverse of a matrix.  $*$  denotes the elements that are introduced due to corresponding symmetry. Given a matrix  $G$  of proper dimensions,  $H(G) = G + G^T$ . Given any set of matrices  $\tilde{N}_i$  and  $\tilde{M}_i$  of corresponding dimensions and scalar functions  $\tilde{h}_i$ , means that  $\tilde{M}_h = \sum_{r=1}^{i-1} \tilde{h}_r \tilde{M}_i$  and  $\tilde{M}_{hh} = \sum_{r=1}^{i-1} \sum_{j=1}^{i-1} \tilde{h}_r \tilde{h}_j \tilde{M}_{ij}$ . Given any  $F \subseteq \mathbb{Q}$  and  $Z \subseteq \mathbb{Q}^j (1 \neq j \neq k)$ , set  $\mathcal{C}(F, Z) = \{\phi : F \rightarrow Z \text{ is continuous}\}$  and  $\mathcal{C}^1(F, Z) = \{\phi : F \rightarrow Z \text{ is continuously differentiable}\}$ . The norm  $\|\phi\|_\rho = \sup_{s \in [-\rho, 0]} \{|\phi(s)|, |\dot{\phi}(s)|\}$  and AMD

noted as admissible maximum delay.

## 2. PRELIMINARIES AND PROBLEM FORMULATION

Consider the following delayed neutral-type uncertain system, that can be approximated by the following IF-THEN rules.

### Plant Rule i:

**IF**  $z_1(t)$  is  $\eta_{i1}$ ,  $z_2(t)$  is  $\eta_{i2}$  and  $\dots$  and  $z_p(t)$  is  $\eta_{ip}$ , **THEN**

$$\begin{cases} \dot{u}(t) - (\mathcal{D}_i + \Delta\mathcal{D}_i(t))\dot{u}(t - \mu(t)) \\ = (\mathcal{A}_i + \Delta\mathcal{A}_i(t))u(t) \\ \quad + (\mathcal{B}_i + \Delta\mathcal{B}_i(t))u(t - \rho(t)) + \bar{E}_i w(t), \\ u(t) = \phi(t), \forall t \in [-\tau, 0], \end{cases} \quad (1)$$

where  $i \in I = \{1, 2, \dots, r\}$  denotes the  $i^{\text{th}}$  fuzzy rule and  $r$  is the total number of rules;  $\eta_{i1}, \dots, \eta_{ip}$  denotes fuzzy sets and  $z_1(t), z_2(t), \dots, z_p(t)$  indicates premise variables, respectively.  $u(t) \in \mathbb{R}^n$  is the state vector and  $u(t - \rho(t)) \in \mathbb{R}^n$  is the delayed state vector;  $w(t) \in \mathbb{R}^n$  denotes the control input of the system;  $\phi(t)$  indicates the initial condition, where  $\tau \in \max[\rho_2, \mu_2]$ .  $\mathcal{A}_i$ ,  $\mathcal{B}_i$ ,  $\mathcal{D}_i$ , and  $\bar{E}_i$  are the known real valued matrices of proper dimensions. Furthermore,  $\Delta\mathcal{A}_i(t)$ ,  $\Delta\mathcal{B}_i(t)$ , and  $\Delta\mathcal{D}_i(t)$  are time-varying parameter uncertainties and defined as

$$[\Delta\mathcal{A}_i(t), \Delta\mathcal{B}_i(t), \Delta\mathcal{D}_i(t)] = E_{bi}F_i(t)[\hat{\chi}_{1i}, \hat{\chi}_{2i}, \hat{\chi}_{4i}], \quad (2)$$

where  $E_{bi}$ ,  $\hat{\chi}_{1i}$ ,  $\hat{\chi}_{2i}$ , and  $\hat{\chi}_{4i}$  are known matrices, and the uncertain matrix  $F_i(t)$  satisfies

$$F_i^T(t)F_i(t) \leq I, \quad \forall t \geq 0. \quad (3)$$

Denote

$$\begin{aligned} \hat{\mu}_i(z(t)) &= \prod_{j=1}^p \eta_{ij}(z_j(t)), \\ h_i(z(t)) &= \frac{\hat{\mu}_i(z(t))}{\sum_{i=1}^r \hat{\mu}_i(z(t))} \geq 0, \end{aligned} \quad (4)$$

where  $z(t) = [z_1(t), \dots, z_p(t)]^T$  and  $\eta_{ij}(z_j(t))$  are the grades of membership  $z_j(t)$  in  $\eta_{ij}$ . Then,  $\hat{\mu}_i(z(t)) \geq 0$  and  $\sum_{i=1}^r \hat{\mu}_i(z(t)) \geq 0$ . Hence, we have  $h_i(z(t)) \geq 0$  and  $\sum_{i=1}^r h_i(z(t)) = 1$ . Moreover, by fuzzy blending, the neutral-type uncertain model can be approximated at a desirable accuracy by

$$\begin{aligned} \dot{u}(t) &= \sum_{i=1}^r h_i(z(t)) \left\{ (\mathcal{A}_i + \Delta\mathcal{A}_i(t))u(t) \right. \\ &\quad + (\mathcal{B}_i + \Delta\mathcal{B}_i(t))u(t - \rho(t)) \\ &\quad \left. + (\mathcal{D}_i + \Delta\mathcal{D}_i(t))\dot{u}(t - \mu(t)) + \bar{E}_i w(t) \right\}. \end{aligned} \quad (5)$$

The parametric uncertainties  $\Delta\mathcal{A}_i(t)$ ,  $\Delta\mathcal{B}_i(t)$ , and  $\Delta\mathcal{D}_i(t)$  are said to be admissible if both (2) and (3) hold. The delays  $\rho(t)$  and  $\mu(t)$  represent the time-varying delay and the neutral delay, respectively, and satisfying  $0 \leq \rho_1 \leq \rho(t) \leq \rho_2$ ,  $\dot{\rho}(t) \leq \rho$ ,  $\mu_1 \leq \mu(t) \leq \mu_2$ ,  $\dot{\mu}(t) \leq \mu$ ,  $\rho_a = \frac{\rho_2^3 - \rho_1^3}{6}$  and  $\rho_b = \frac{\rho_2^2 - \rho_1^2}{2}$ . With the presence of initial values in system (5), the following intermittent controller with delay term is defined as

$$w(t) = \begin{cases} \hat{K}u(t - \bar{h}), & t_k \leq t < t_k + d_k, \\ 0, & t \in t_k + d_k \leq t < t_{k+1}, \end{cases}$$

where  $\bar{h} > 0$  indicates the constant delay,  $\hat{K} \in \mathbb{R}^{m \times n}$  represent the gain matrix of the controller to be computed afterwards, in which  $d_k$  and  $t_{k+1} - t_k$  denotes control width and control period respectively, which subjected to the following restrictions

$$0 = t_1 < t_2 < \dots < t_k < \dots, \quad \lim_{k \rightarrow \infty} t_k = +\infty, k \in \mathbb{Z}^+.$$

At that point, the fuzzy intermittent controller is expressed in the accompanying structure

### Controller rule j:

**IF**  $z_1(t)$  is  $\eta_{i1}$ ,  $z_2(t)$  is  $\eta_{i2}$  and  $\dots$  and  $z_p(t)$  is  $\eta_{ip}$ , **THEN**

$$w(t) = \begin{cases} \sum_{j=1}^r h_j(z(t))\hat{K}_j u(t - \bar{h}), & t_k \leq t < t_k + d_k, \\ 0, & t \in t_k + d_k \leq t < t_{k+1}. \end{cases} \quad (6)$$

When the fuzzy intermittent control (6) is applied to (5), therefore the above system can be rewritten as follows:

$$\begin{cases} \dot{u}(t) = \sum_{i=1}^r h_i(z(t)) \sum_{j=1}^r h_j(z(t)) \left\{ (\mathcal{A}_i + \Delta\mathcal{A}_i(t))u(t) \right. \\ \quad + (\mathcal{B}_i + \Delta\mathcal{B}_i(t))u(t - \rho(t)) + (\mathcal{D}_i + \Delta\mathcal{D}_i(t)) \\ \quad \left. \times \dot{u}(t - \mu(t)) + \bar{E}_i \hat{K}_j u(t - \bar{h}) \right\}, t_k \leq t < t_k + d_k, \\ \dot{u}(t) = \sum_{i=1}^r h_i(z(t)) \left\{ (\mathcal{A}_i + \Delta\mathcal{A}_i(t))u(t) \right. \\ \quad + (\mathcal{B}_i + \Delta\mathcal{B}_i(t))u(t - \rho(t)) \\ \quad \left. + (\mathcal{D}_i + \Delta\mathcal{D}_i(t))\dot{u}(t - \mu(t)) \right\}, t_k + d_k \leq t < t_{k+1}. \end{cases} \quad (7)$$

Before presenting our main results, the following definitions and instrumental lemmas are introduced to verify the stability criteria for the closed-loop system.

**Definition 1** [39]: DFNTS (7) is said to be globally asymptotically stable (GAS) with respect to Lyapunov,  $\lim_{t \rightarrow \infty} u(t) = 0$  and  $\phi \in \mathcal{C}([-\tau, 0], \mathbb{R}^n)$ .

**Definition 2** [28]: Given a constants  $\varepsilon > 0$  and  $\mathfrak{A} > 0$ . The DFNTS (7) is called exponentially stable, for any  $\|u(t)\| \leq \mathfrak{A} \|\phi\|_{\tau} e^{-\varepsilon t}$ ,  $\forall t \geq 0$ ,  $\phi \in \mathcal{C}([-\tau, 0], \mathbb{R}^n)$ , then the solution  $u(t)$  of (7) is satisfied.

**Lemma 1** [2]: Let  $Z > 0$  and for given scalars  $\alpha$  and  $\beta$ , the following relation is well defined for any differentiable function  $u$  in  $[\alpha, \beta] \rightarrow \mathbb{R}^n$ .

$$\begin{aligned} - \int_{\alpha}^{\beta} \dot{u}^T(s) Z \dot{u}(s) ds &\leq -\frac{1}{\beta-\alpha} \varphi_1^T Z \varphi_1 - \frac{3}{\beta-\alpha} \varphi_2^T Z \varphi_2, \\ - \int_{\alpha}^{\beta} \int_{\lambda}^{\beta} \dot{u}^T(s) Z \dot{u}(s) ds d\lambda &\leq -2\varphi_3^T Z \varphi_3 - 4\varphi_4^T Z \varphi_4, \\ - \int_{\alpha}^{\beta} \int_{\alpha}^{\lambda} \dot{u}^T(s) Z \dot{u}(s) ds d\lambda &\leq -2\varphi_5^T Z \varphi_5 - 4\varphi_6^T Z \varphi_6, \end{aligned}$$

where

$$\begin{aligned} \varphi_1 &= u(\beta) - u(\alpha), \\ \varphi_2 &= u(\beta) + u(\alpha) - \frac{2}{\beta-\alpha} \int_{\alpha}^{\beta} u(s) ds, \\ \varphi_3 &= u(\beta) - \frac{1}{\beta-\alpha} \int_{\alpha}^{\beta} u(s) ds, \\ \varphi_5 &= u(\alpha) - \frac{1}{\beta-\alpha} \int_{\alpha}^{\beta} u(s) ds, \\ \varphi_4 &= u(\beta) + \frac{2}{\beta-\alpha} \int_{\alpha}^{\beta} u(s) ds \\ &\quad - \frac{6}{(\beta-\alpha)^2} \int_{\alpha}^{\beta} \int_{\lambda}^{\beta} u(s) ds d\lambda, \\ \varphi_6 &= u(\alpha) - \frac{4}{\beta-\alpha} \int_{\alpha}^{\beta} u(s) ds \\ &\quad + \frac{6}{(\beta-\alpha)^2} \int_{\alpha}^{\beta} \int_{\lambda}^{\beta} u(s) ds d\lambda. \end{aligned}$$

**Lemma 2** [27]: Let  $\tilde{\xi} \in \mathbb{R}^n$ ,  $\tilde{G} \in \mathbb{R}^{m \times n}$  and  $\tilde{Q} = \tilde{Q}^T \in \mathbb{R}^{n \times n}$  such that  $\text{rank}(\tilde{G}) < n$ . Then the following statements are equivalent.

$$\begin{aligned} \tilde{\xi}^T \tilde{Q} \tilde{\xi} < 0, \forall \tilde{\xi} \in \{\xi \in \mathbb{R}^n : \tilde{\xi} \neq 0, \tilde{G} \tilde{\xi} = 0\} \\ \exists \tilde{R} \in \mathbb{R}^{n \times m} : \tilde{Q} + H(\tilde{R} \tilde{G}) < 0. \end{aligned}$$

**Lemma 3** [3]: Let the matrices  $\hat{\Sigma}_1, \hat{\Sigma}_2$  and  $\hat{\Omega}$  of proper dimensions be constant and  $0 \leq \rho_1 \leq \rho(t) \leq \rho_2$ . Then the inequality becomes

$$(\rho_1 - \rho(t)) \hat{\Sigma}_1 + (\rho(t) - \rho_2) \hat{\Sigma}_2 + \hat{\Omega} < 0,$$

and holds if both the following relations hold:

$$\begin{aligned} (\rho_2 - \rho_1) \hat{\Sigma}_1 + \hat{\Omega} < 0, \\ (\rho_2 - \rho_1) \hat{\Sigma}_2 + \hat{\Omega} < 0. \end{aligned}$$

**Lemma 4** [17]: For  $(i, j) \in \mathcal{I}_r^2$ , let  $\hat{\Gamma}_{ij}$  be matrices of appropriate dimensions,  $\hat{\Gamma}_{ij} < 0$  is satisfied if both the following conditions hold:

$$\begin{aligned} \hat{\Gamma}_{ii} < 0, \forall i \in \mathcal{I}_r, \\ \frac{2}{r-1} \hat{\Gamma}_{ii} + \hat{\Gamma}_{ij} + \hat{\Gamma}_{ji} < 0, \forall (i, j) \in \mathcal{I}_r^2, i \neq j. \end{aligned}$$

### 3. MAIN RESULTS

In this section, we will present GAS criteria for DFNTS (7) with intermittent controller. Based on the framework of LKF and the newly improved integral inequality approaches, we give the robust stability conditions in the following Theorems 1 and 2. Moreover, we consider the block entry matrices  $\rho_j = [0_{n \times (j-1)n} \ I_{n \times n} \ 0_{n \times (14n-j)n}]^T \in \mathbb{R}^{14n \times n}$ , for example:  $\rho_5 = [0 \ 0 \ 0 \ 0 \ I \ \underbrace{0 \ 0 \ 0 \ 0}_{9 \text{ times}}]$ . For the convenience of presentation, we denote

$$\begin{aligned} \check{\theta}(t) &= \begin{bmatrix} u(t) \int_{t-\rho_1}^t u(s) ds \int_{t-\rho_2}^{t-\rho_1} u(s) ds \\ \frac{1}{\rho_1} \int_{-\rho_1}^0 \int_{t+\beta}^t u(s) ds d\beta \\ \frac{1}{\rho_2 - \rho_1} \int_{-\rho_2}^{-\rho_1} \int_{t+\beta}^t u(s) ds d\beta \end{bmatrix}^T, \\ \zeta^T(t) &= \begin{bmatrix} u(t) \ u(t-\rho_1) \ u(t-\rho(t)) \ u(t-\rho_2) \\ \frac{1}{\rho_1} \int_{t-\rho_1}^t u(s) ds \ \frac{1}{\rho_2 - \rho_1} \int_{t-\rho_2}^{t-\rho_1} u(s) ds \\ \frac{1}{\rho_1^2} \int_{-\rho_1}^0 \int_{t+\beta}^t u(s) ds d\beta \\ \frac{1}{(\rho_2 - \rho_1)^2} \int_{-\rho_2}^{-\rho_1} \int_{t+\beta}^t u(s) ds d\beta \\ \dot{u}(t) \ \dot{u}(t - \mu(t)) \ u(t - \bar{h}) \\ \int_{-\rho_2}^0 \int_{t+w}^t u^T(s) ds dw \ \int_{-\rho(t)}^{-\rho_1} \int_{t+w}^t u^T(s) ds dw \\ \int_{-\rho_2}^{-\rho(t)} \int_{t+w}^t u^T(s) ds dw \end{bmatrix}^T. \end{aligned}$$

**Theorem 1:** For given scalars  $\rho > 0$ ,  $\rho_1 > 0$ ,  $\rho_2 > 0$ ,  $\mu_2 > 0$ , and  $\mu > 0$ , the DFNTS (7) is GAS, if for given constants  $\hat{\gamma} \geq \gamma, \gamma > 0, \hat{\varepsilon} \geq 0$ , there exist positive definite matrices  $\mathbb{P} \in \mathbb{R}^{5n \times 5n}$ ,  $\mathbb{Q}_1, \mathbb{Q}_2, \mathbb{Q}_3, \mathbb{S}_1, \mathbb{S}_2, \mathbb{R}_1, \mathbb{R}_2, \mathbb{Z}_1, \mathbb{Z}_2, \mathbb{Z}_3, \mathbb{Z}_4, \mathbb{W}_1, \mathbb{W}_2, \mathbb{W}_3, \mathcal{T}_i$ , and  $\mathcal{N}_{ij}^q \in \mathbb{R}^{14n \times n}$ , such that the following LMI conditions hold for both  $\ell = 1, 2$ :

$$\begin{cases} \hat{\Gamma}_{ii}^{\ell} < 0, \\ \frac{2}{r-1} \hat{\Gamma}_{ii}^{\ell} + \hat{\Gamma}_{ij}^{\ell} + \hat{\Gamma}_{ji}^{\ell} < 0, \\ \check{\Upsilon}_{ii}^{\ell} < 0, \forall i \in \mathcal{I}_r, \\ \frac{2}{r-1} \check{\Upsilon}_{ii}^{\ell} + \check{\Upsilon}_{ij}^{\ell} + \check{\Upsilon}_{ji}^{\ell} < 0, \forall (i, j) \in \mathcal{I}_r^2, i \neq j \end{cases} \quad (8)$$

with

$$\hat{\Gamma}_{ij}^{\ell} = \begin{bmatrix} \mathbf{A}_{11} & (\rho_2 - \rho_1) \mathcal{N}_{ij}^{\ell} & \check{\Upsilon}_1^T & \check{\Upsilon}_2^T & \check{\Upsilon}_3^T \\ * & -(\rho_2 - \rho_1) \mathbb{Q}_3 & 0 & 0 & 0 \\ * & * & -\varepsilon_1 I & 0 & 0 \\ * & * & * & -\varepsilon_2 I & 0 \\ * & * & * & * & -\varepsilon_3 \end{bmatrix},$$

$$\check{\Gamma}_{ij}^{\ell} = \begin{bmatrix} \mathbf{B}_{11} & (\rho_2 - \rho_1)\mathcal{N}_{ij}^{\ell} & \check{\Upsilon}_1^T & \check{\Upsilon}_2^T & \check{\Upsilon}_3^T \\ * & -(\rho_2 - \rho_1)\mathcal{Q}_3 & 0 & 0 & 0 \\ * & * & -\varepsilon_1 I & 0 & 0 \\ * & * & * & -\varepsilon_2 I & 0 \\ * & * & * & * & -\varepsilon_3 \end{bmatrix},$$

and satisfy the subsequent relations for control width and period

$$\begin{aligned} \sup_{k \in \mathbb{Z}^+} t_{k+1} - t_k - d_k &\leq \hat{c}, \\ \lim_{k \rightarrow \infty} (\hat{y}_k - (\gamma + \hat{y})) \sum_{l=1}^{k-1} d_l &= -\infty, \quad k \in \mathbb{Z}^+, \end{aligned} \quad (9)$$

where

$$\begin{aligned} \mathbf{A}_{11} &= \sum_{l=1}^8 \Phi_l + \mathbf{H}(\mathcal{T}_i \mathcal{G}_i) + \tilde{\Pi}, \\ \mathbf{B}_{11} &= \hat{\Phi}_l + \mathbf{H}(\mathcal{T}_i \mathcal{G}_i) + \tilde{\Pi}, \\ \mathcal{G}_i &= [\mathcal{A}_i \ 0 \ \mathcal{B}_i \ 0 \ 0 \ 0 \ 0 \ 0 \ \mathcal{D}_i \ \bar{E}_i \hat{K}_j \ 0 \ 0 \ 0], \\ \Phi_1 &= \mathbf{H}(\Upsilon_1^T \mathbb{P} \Upsilon_2) + \gamma(\Upsilon_1^T \mathbb{P} \Upsilon_1), \\ \Upsilon_1 &= [\rho_1 \ \rho_1 \rho_5 \ (\rho_2 - \rho_1)\rho_6 \ \rho_1 \rho_7 \ (\rho_2 - \rho_1)\rho_8]^T, \\ \Upsilon_2 &= [\rho_9 \ \rho_1 - \rho_2 \ \rho_2 - \rho_4 \ \rho_1 - \rho_5 \ \rho_2 - \rho_6]^T, \\ \Phi_2 &= \mathbf{H}(\rho_1 \mathbb{Z}_1 \rho_9^T) + \gamma \rho_1 \mathbb{Z}_1 \rho_1^T + \rho^{\gamma \rho_1} \rho_1 \mathbb{Z}_2 \rho_1^T \\ &\quad + \gamma \rho_1 \mathbb{Z}_2 \rho_1^T - \rho_2 (\mathbb{Z}_4 - \mathbb{Z}_2) \rho_2^T \\ &\quad + (1 - \rho) e^{\gamma \rho_1} \rho_3 (\mathbb{Z}_3 - \mathbb{Z}_4) \rho_3^T \\ &\quad - e^{\gamma \rho_1} \rho_4 \mathbb{Z}_2 \rho_4^T + \rho_9 \mathbb{Z}_5 \rho_9^T - (1 - \mu) e^{\gamma \rho} \rho_{10} \mathbb{Z}_5 \rho_{10}^T \\ &\quad + 2\rho_9^T \hat{\mathbb{R}}_1 \rho_9 + \rho_1^T \mathcal{A}_i \hat{\mathbb{R}}_1 \rho_9 + \rho_3^T \mathcal{B}_i \hat{\mathbb{R}}_1 \rho_9 \\ &\quad + \rho_9^T \mathcal{D}_i \hat{\mathbb{R}}_1 \rho_{10} + \rho_9^T \hat{\mathbb{R}}_1 \bar{E}_i \hat{K} \rho_{11}, \\ \Phi_3 &= \rho_9 e^{\gamma \rho_1} (\rho_1^2 \mathcal{Q}_1 + (\rho_2 - \rho_1)^2 \mathcal{Q}_2 + (\rho_2 - \rho_1) \mathcal{Q}_3) \rho_9^T \\ &\quad - e^{\gamma \rho_1} (\rho_1 - \rho_2) \mathcal{Q}_1 (\rho_1 - \rho_2)^T \\ &\quad - 3e^{\gamma \rho_1} (\rho_1 + \rho_2 - 2\rho_5) \mathcal{Q}_1 (\rho_1 + \rho_2 - 2\rho_5)^T \\ &\quad - e^{\gamma \rho_1} (\rho_2 - \rho_4) \mathcal{Q}_2 (\rho_2 - \rho_4)^T \\ &\quad - 3(\rho_2 + e^{\gamma \rho_1} \rho_4 - 2\rho_6) \mathcal{Q}_2 (\rho_2 + \rho_4 - 2\rho_6)^T, \\ \Phi_4 &= \rho_9 e^{\gamma \rho_1} \left( \frac{\rho_1^2}{2} (\mathbb{S}_1 + \mathbb{S}_2) \right) \rho_9^T \\ &\quad - 2e^{\gamma \rho_1} (\rho_2 - \rho_5) \mathbb{S}_1 (\rho_2 - \rho_5)^T \\ &\quad - 4e^{\gamma \rho_1} (\rho_2 - 4\rho_5 + 6\rho_7) \mathbb{S}_1 (\rho_2 - 4\rho_5 + 6\rho_7)^T \\ &\quad - 2e^{\gamma \rho_1} (\rho_1 - \rho_5) \mathbb{S}_2 (\rho_1 - \rho_5)^T \\ &\quad - 4e^{\gamma \rho_1} (\rho_1 + 2\rho_5 - 6\rho_7) \mathbb{S}_2 (\rho_1 + 2\rho_5 - 6\rho_7)^T, \\ \Phi_5 &= \rho_9 e^{\gamma \rho_1} \left( \frac{\rho_2 - \rho_1}{2} (\mathbb{R}_1 + \mathbb{R}_2) \right) \rho_9^T \\ &\quad - 2e^{\gamma \rho_1} (\rho_4 - \rho_6) \mathbb{R}_1 (\rho_4 - \rho_6)^T \\ &\quad - 4e^{\gamma \rho_1} (\rho_4 - 4\rho_6 + 6\rho_8) \mathbb{R}_1 (\rho_4 - 4\rho_6 + 6\rho_8)^T \\ &\quad - 2e^{\gamma \rho_1} (\rho_2 - \rho_6) \mathbb{R}_2 (\rho_2 - \rho_6)^T \\ &\quad - 4e^{\gamma \rho_1} (\rho_2 + 2e_6 - 6\rho_8) \mathbb{R}_2 (\rho_2 + 2\rho_6 - 6\rho_8)^T, \end{aligned}$$

$$\begin{aligned} \Phi_6 &= e^{\gamma \rho_1} \rho_1 \left[ -\frac{\rho_1^4}{4} \mathbb{W}_1 - \frac{\rho_2^4}{4} \mathbb{W}_2 - \rho_b^2 \mathbb{W}_3 - \rho_b^2 \mathbb{W}_3 \right] \rho_1^T \\ &\quad + e^{\gamma \rho_1} \left[ \rho_1 \left( \frac{\rho_1^2}{2} \mathbb{W}_1 \right) \rho_7^T - \rho_7 \mathbb{W}_1 \rho_7^T \right. \\ &\quad + \rho_1 \left( \frac{\rho_2^2}{2} \mathbb{W}_2 \right) \rho_{12}^T - \rho_{12} \mathbb{W}_2 \rho_{12}^T + \rho_1 (\rho_b \mathbb{W}_3) \rho_{13}^T \\ &\quad \left. - \rho_{13} \mathbb{W}_3 \rho_{13}^T + \rho_1 (\rho_b \mathbb{W}_3) \rho_{14}^T - \rho_{14} \mathbb{W}_3 \rho_{14}^T \right], \\ \Phi_7 &= \mathbf{H}(N_{hh}^1 (\rho_3^T - \rho_4^T) + N_{hh}^2 (\rho_2^T - \rho_3^T)), \\ \Phi_8 &= 2\rho_9^T \hat{\mathbb{R}}_1 [\rho_9 + \mathcal{A}_i \rho_1 + \mathcal{B}_i \rho_3 + \mathcal{D}_i \rho_{10} + \bar{E}_i \hat{K} \rho_{11}], \\ \hat{\Phi}_l &= \hat{\Phi}_1 + \sum_{i=2}^7 \Phi_i, \\ \hat{\Phi}_1 &= \mathbf{H}(\Upsilon_1^T \mathbb{P} \Upsilon_2) + \hat{\gamma}(\Upsilon_1^T \mathbb{P} \Upsilon_1), \\ \hat{\Phi}_8 &= 2\rho_9^T \hat{\mathbb{R}}_1 [\rho_9 + \mathcal{A}_i \rho_1 + \mathcal{B}_i \rho_3 + \mathcal{D}_i \rho_{10}], \\ \tilde{\Pi} &= \varepsilon_1 \check{\Gamma}_1^T \check{\Gamma}_1 + \varepsilon_2 \check{\Gamma}_2^T \check{\Gamma}_2 + \varepsilon_3 \check{\Gamma}_3^T \check{\Gamma}_3. \end{aligned}$$

**Proof:** Choose an LKF candidate for system (7) as follows:

$$\begin{aligned} V(t) &= \sum_{r=1}^6 V_r(t), \quad (10) \\ V_1(t) &= \check{\Theta}^T(t) \mathbb{P} \check{\Theta}(t), \\ V_2(t) &= u^T(t) \mathbb{Z}_1 u(t) + e^{\gamma(s-t+\rho_1)} \left[ \int_{t-\rho_1}^t u^T(s) \mathbb{Z}_2 u(s) ds \right. \\ &\quad + \int_{t-\rho_2}^{t-\rho(t)} u^T(s) \mathbb{Z}_3 u(s) ds + \int_{t-\rho(t)}^{t-\rho_1} u^T(s) \mathbb{Z}_4 u(s) ds \left. \right] \\ &\quad + \int_{t-\mu(t)}^t e^{\gamma(s-t)} \dot{u}^T(s) \mathbb{Z}_5 \dot{u}(s) ds, \\ V_3(t) &= e^{\gamma(s-t+\rho_1)} \left[ \rho_1 \int_{-\rho_1}^0 \int_{t+\beta}^t \dot{u}^T(s) \mathcal{Q}_1 \dot{u}(s) ds d\beta \right. \\ &\quad \left. + \int_{-\rho_2}^{-\rho_1} \int_{t+\beta}^t \dot{u}^T(s) ((\rho_2 - \rho_1) \mathcal{Q}_2 + \mathcal{Q}_3) \dot{u}(s) ds d\beta \right], \\ V_4(t) &= e^{\gamma(s-t+\rho_1)} \left[ \int_{-\rho_1}^0 \int_{-\rho_1}^{\lambda} \int_{t+\beta}^t \dot{u}^T(s) \mathbb{S}_1 \dot{u}(s) ds d\beta d\lambda \right. \\ &\quad \left. + \int_{-\rho_1}^0 \int_{\lambda}^0 \int_{t+\beta}^t \dot{u}^T(s) \mathbb{S}_2 \dot{u}(s) ds d\beta d\lambda \right], \\ V_5(t) &= e^{\gamma(s-t+\rho_1)} \left[ \int_{-\rho_2}^{-\rho_1} \int_{-\rho_2}^{\lambda} \int_{t+\beta}^t \dot{u}^T(s) \mathbb{R}_1 \dot{u}(s) ds d\beta d\lambda \right. \\ &\quad \left. + \int_{-\rho_2}^{-\rho_1} \int_{\lambda}^{-\rho_1} \int_{t+\beta}^t \dot{u}^T(s) \mathbb{R}_2 \dot{u}(s) ds d\beta d\lambda \right], \\ V_6(t) &= \frac{\rho_1^3}{6} \int_{-\rho_1}^0 \int_w^0 \int_{\theta}^t \int_{t+\xi}^t e^{\gamma(s-t+\rho_1)} \dot{u}^T(s) \mathbb{W}_1 \dot{u}(s) ds d\xi d\theta dw \end{aligned}$$

$$\begin{aligned}
& + \frac{\rho_2^3}{6} \int_{-\rho_2}^0 \int_w^0 \int_{\theta}^0 \int_{t+\xi}^t e^{\gamma(s-t+\rho_2)} \dot{u}^T(s) \mathbb{W}_2 \dot{u}(s) ds d\xi d\theta dw \\
& + \rho_a \int_{-\rho_2}^{-\rho_1} \int_w^0 \int_{\theta}^0 \int_{t+\xi}^t e^{\gamma(s-t+\rho_1)} \dot{u}^T(s) \mathbb{W}_3 \dot{u}(s) ds d\xi d\theta dw.
\end{aligned}$$

The derivatives of  $V_l(t)$  with respect to  $t$  along the trajectories of system (7), where  $l = 1, 2, \dots, 6$  yield

$$\dot{V}(t) = \sum_{l=1}^6 \dot{V}_l(t) < 0,$$

where

$$\begin{aligned}
\dot{V}_1(t) &= 2\dot{\theta}(t)\mathbb{P}\theta^T(t) = -\gamma V_1(t) + \gamma\theta^T(t)\mathbb{P}\theta(t) \\
&\quad + 2\dot{\theta}(t)\mathbb{P}\theta^T(t) \\
&= \zeta^T(t)\Phi_1\zeta(t), \\
\dot{V}_2(t) &\leq 2u^T(t)\mathbb{Z}_1\dot{u}(t) + \gamma u^T(t)\mathbb{Z}_1u(t) + e^{\gamma\rho_1}u^T(t)\mathbb{Z}_2u(t) \\
&\quad - e^{\gamma\rho_1}u^T(t-\rho_2)\mathbb{Z}_3u(t-\rho_2) \\
&\quad + u^T(t-\rho_1)(\mathbb{Z}_4 - \mathbb{Z}_2)u(t-\rho_1) \\
&\quad + (1-\rho)e^{\gamma\rho_1}u^T(t-\rho(t))(\mathbb{Z}_3 - \mathbb{Z}_4)u(t-\rho(t)) \\
&\quad + \dot{u}^T(t)\mathbb{Z}_5\dot{u}(t) \\
&\quad - (1-\mu_3)e^{\gamma\rho}\dot{u}^T(t-\mu(t))\mathbb{Z}_5\dot{u}(t-\mu(t)) \\
&\quad - \gamma V_2(t), \\
&= \zeta^T(t)\Phi_2\zeta(t), \\
\dot{V}_3(t) &= e^{\gamma\rho_1}\dot{u}^T(t)(\rho_1^2\mathbb{Q}_1 + (\rho_2 - \rho_1)\mathbb{Q}_2 \\
&\quad + (\rho_2 - \rho_1)\mathbb{Q}_3)\dot{u}(t) \\
&\quad - e^{\gamma(s-t+\rho_1)} \left[ \rho_1 \int_{t-\rho_1}^t \dot{u}^T(s)\mathbb{Q}_1\dot{u}(s)ds - (\rho_2 - \rho_1) \right. \\
&\quad \times \int_{t-\rho_2}^{t-\rho_1} \dot{u}^T(s)\mathbb{Q}_2\dot{u}(s)ds \\
&\quad \left. - \int_{t-\rho_2}^{t-\rho_1} \dot{u}^T(s)\mathbb{Q}_3\dot{u}(s)ds \right] - \gamma V_3(t). \quad (11)
\end{aligned}$$

From Lemma 1, we have

$$\begin{aligned}
& - \rho_1 \int_{t-\rho_1}^t e^{\gamma(s-t+\rho_1)} \dot{u}^T(s)\mathbb{Q}_1\dot{u}(s)ds \\
& - (\rho_2 - \rho_1) \int_{t-\rho_2}^{t-\rho_1} e^{\gamma(s-t+\rho_1)} \dot{u}^T(s)\mathbb{Q}_2\dot{u}(s)ds \\
& \leq -e^{\gamma\rho_1} [(\rho_1 - \rho_2)\mathbb{Q}_1(\rho_1 - \rho_2)^T \\
& \quad + 3(\rho_1 + \rho_2 - 2\rho_5)\mathbb{Q}_1(\rho_1 + \rho_2 - 2\rho_5)^T] \\
& \quad - e^{\gamma\rho_2} [(\rho_2 - \rho_4)\mathbb{Q}_2(\rho_2 - \rho_4)^T \\
& \quad + 3(\rho_2 + \rho_4 - 2\rho_6)\mathbb{Q}_2(\rho_2 + \rho_4 - 2\rho_6)^T]. \quad (12)
\end{aligned}$$

Therefore, from (11)-(12), we get

$$\begin{aligned}
\dot{V}_3(t) &= e^{\gamma\rho_1}\dot{u}^T(t)(\rho_1^2\mathbb{Q}_1 + (\rho_2 - \rho_1)\mathbb{Q}_2 \\
&\quad + (\rho_2 - \rho_1)\mathbb{Q}_3)\dot{u}(t) \\
&\quad - e^{\gamma\rho_1} [(\rho_1 - \rho_2)\mathbb{Q}_1(\rho_1 - \rho_2)^T \\
&\quad + 3(\rho_1 + \rho_2 - 2\rho_5)\mathbb{Q}_1(\rho_1 + \rho_2 - 2\rho_5)^T]
\end{aligned}$$

$$\begin{aligned}
& - e^{\gamma\rho_2} [(\rho_2 - \rho_4)\mathbb{Q}_2(\rho_2 - \rho_4)^T \\
& \quad + 3(\rho_2 + \rho_4 - 2\rho_6)\mathbb{Q}_2(\rho_2 + \rho_4 - 2\rho_6)^T] \\
& + e^{\gamma(s-t+\rho_1)} \int_{t-\rho_2}^{t-\rho_1} \dot{u}^T(s)\mathbb{Q}_3\dot{u}(s)ds - \gamma V_3(t),
\end{aligned}$$

$$\begin{aligned}
\dot{V}_3(t) &= \zeta^T(t)\Phi_3\zeta(t) \\
&\quad - \int_{t-\rho_2}^{t-\rho_1} e^{\gamma(s-t+\rho_1)} \dot{u}^T(s)\mathbb{Q}_3\dot{u}(s)ds - \gamma V_3(t), \quad (13)
\end{aligned}$$

$$\begin{aligned}
\dot{V}_4(t) &= \frac{\rho_1^2}{2} e^{\gamma\rho_1}\dot{u}^T(t)(\mathbb{S}_1 + \mathbb{S}_2)\dot{u}(t) \\
&\quad - \int_{-\rho_1}^0 \int_{t-\rho_1}^{\beta} e^{\gamma(s-t+\rho_1)} \dot{u}^T(s)\mathbb{S}_1\dot{u}(s)dsd\beta \\
&\quad - \int_{-\rho_1}^0 \int_{\beta}^t e^{\gamma(s-t+\rho_1)} \dot{u}^T(s)\mathbb{S}_2\dot{u}(s)dsd\beta - \gamma V_4(t). \quad (14)
\end{aligned}$$

Applying Lemma 1 in (14), we have

$$\begin{aligned}
& \int_{-\rho_1}^0 \int_{t-\rho_1}^{t+\beta} e^{\gamma(s-t+\rho_1)} \dot{u}^T(s)\mathbb{S}_1\dot{u}(s)dsd\beta \\
& \quad + \int_{-\rho_1}^0 \int_{t+\beta}^t e^{\gamma(s-t+\rho_1)} \dot{u}^T(s)\mathbb{S}_2\dot{u}(s)dsd\beta \\
& \leq 2e^{\gamma\rho_1}(\rho_2 - \rho_5)\mathbb{S}_1(\rho_2 - \rho_5)^T \\
& \quad + 2e^{\gamma\rho_1}(\rho_1 - \rho_5)\mathbb{S}_2(\rho_1 - \rho_5)^T \\
& \quad + 4e^{\gamma\rho_1}(\rho_1 - 4\rho_5 + 6\rho_7)\mathbb{S}_1(\rho_1 - 4\rho_5 + 6\rho_7)^T \\
& \quad + 4e^{\gamma\rho_1}(\rho_1 + 2\rho_5 - 6\rho_7)\mathbb{S}_2(\rho_1 + 2\rho_5 - 6\rho_7)^T.
\end{aligned}$$

Such that, we get

$$\begin{aligned}
\dot{V}_4(t) &\leq \frac{\rho_1^2}{2} e^{\gamma\rho_1}\dot{u}^T(t)(\mathbb{S}_1 + \mathbb{S}_2)\dot{u}(t) - 2e^{\gamma\rho_1} \left[ (\rho_2 - \rho_5) \right. \\
&\quad \times \mathbb{S}_1(\rho_2 - \rho_5)^T + (\rho_1 - \rho_5)\mathbb{S}_2(\rho_1 - \rho_5)^T \\
&\quad + 2(\rho_1 - 4\rho_5 + 6\rho_7)\mathbb{S}_1(\rho_1 - 4\rho_5 + 6\rho_7)^T \\
&\quad \left. + 2(\rho_1 + 2\rho_5 - 6\rho_7)\mathbb{S}_2(\rho_1 + 2\rho_5 - 6\rho_7)^T \right] \\
&\quad - \gamma V_4(t), \\
\dot{V}_4(t) &\leq \zeta^T(t)\Phi_4\zeta(t) - \gamma V_4(t), \quad (15)
\end{aligned}$$

$$\begin{aligned}
\dot{V}_5(t) &= \frac{(\rho_2 - \rho_1)^2}{2} e^{\gamma\rho_1}\dot{u}^T(t)(\mathbb{R}_1 + \mathbb{R}_2)\dot{u}(t) \\
&\quad - \int_{-\rho_2}^{-\rho_1} \int_{t-\rho_2}^{t+\beta} e^{\gamma(s-t+\rho_1)} \dot{u}^T(s)\mathbb{R}_1\dot{u}(s)dsd\beta \\
&\quad - \int_{-\rho_2}^{-\rho_1} \int_{t+\beta}^{t-\rho_1} e^{\gamma(s-t+\rho_1)} \dot{u}^T(s)\mathbb{R}_2\dot{u}(s)dsd\beta \\
&\quad - \gamma V_5(t). \quad (16)
\end{aligned}$$

Utilizing Lemma 1, it can be verified that

$$\begin{aligned}
& - \int_{-\rho_2}^{-\rho_1} \int_{t-\rho_2}^{t+\beta} e^{\gamma(s-t+\rho_1)} \dot{u}^T(s)\mathbb{R}_1\dot{u}(s)dsd\beta \\
& \leq -2e^{\gamma\rho_2}(\rho_4 - \rho_6)\mathbb{R}_1(\rho_4 - \rho_6)^T \\
& \quad - 4e^{\gamma\rho_2}(\rho_4 - 4\rho_6 + 6\rho_8)\mathbb{R}_1(\rho_4 - 4\rho_6 + 6\rho_8)^T,
\end{aligned}$$

$$\begin{aligned}
& - \int_{-\rho_2}^{-\rho_1} \int_{t+\beta}^{t-\rho_1} e^{\gamma(s-t+\rho_1)} \dot{u}^T(s) \mathbb{R}_2 \dot{u}(s) ds d\beta \\
& \leq -2e^{\gamma\rho_2} (\rho_2 - \rho_6) \mathbb{R}_2 (\rho_2 - \rho_6)^T \\
& \quad - 4e^{\gamma\rho_2} (\rho_2 + 2\rho_6 - 6\rho_8) \mathbb{R}_2 (\rho_2 + 2\rho_6 - 6\rho_8)^T.
\end{aligned} \tag{17}$$

Therefore from (16)-(17), we get

$$\begin{aligned}
\dot{V}_5(t) & \leq \frac{(\rho_2 - \rho_1)^2}{2} e^{\gamma\rho_1} \dot{u}^T(t) (\mathbb{R}_1 + \mathbb{R}_2) \dot{u}(t) \\
& \quad - 2e^{\gamma\rho_2} (\rho_4 - \rho_6) \mathbb{R}_1 (\rho_4 - \rho_6)^T \\
& \quad - 4e^{\gamma\rho_2} (\rho_4 - 4\rho_6 + 6\rho_8) \mathbb{R}_1 (\rho_4 - 4\rho_6 + 6\rho_8)^T \\
& \quad - 2e^{\gamma\rho_2} (\rho_2 - \rho_6) \mathbb{R}_2 (\rho_2 - \rho_6)^T \\
& \quad - 4e^{\gamma\rho_2} (\rho_2 + 2\rho_6 - 6\rho_8) \mathbb{R}_2 (\rho_2 + 2\rho_6 - 6\rho_8)^T \\
& \quad - \gamma V_5(t), \\
\dot{V}_5(t) & \leq \zeta^T(t) \Phi_5 \zeta(t) - \gamma V_5(t), \\
\dot{V}_6(t) & = \dot{u}^T(t) e^{\gamma\rho_1} \left( \left( \frac{\rho_1^3}{6} \right)^2 \mathbb{W}_1 + \left( \frac{\rho_2^3}{6} \right)^2 \mathbb{W}_2 + \rho_a^2 \mathbb{W}_3 \right) \dot{u}(t) \\
& \quad - \frac{\rho_1^3}{6} \int_{-\rho_1}^0 \int_w^0 \int_{t+\theta}^t e^{\gamma(s-t+\rho_1)} \dot{u}^T(t) \mathbb{W}_1 \dot{u}(t) ds d\theta dw \\
& \quad - \frac{\rho_2^3}{6} \int_{-\rho_2}^0 \int_w^0 \int_{t+\theta}^t e^{\gamma(s-t+\rho_2)} \dot{u}^T(t) \mathbb{W}_2 \dot{u}(t) ds d\theta dw \\
& \quad - e^{\gamma(s-t+\rho_1)} \\
& \quad \times [\rho_a \int_{-\rho(t)}^{-\rho_1} \int_w^0 \int_{t+\theta}^t \dot{u}^T(t) \mathbb{W}_3 \dot{u}(t) ds d\theta dw \\
& \quad + \rho_a \int_{-\rho_2}^{-\rho(t)} \int_w^0 \int_{t+\theta}^t \dot{u}^T(t) \mathbb{W}_3 \dot{u}(t) ds d\theta dw] \\
& \quad - \gamma V_6(t).
\end{aligned} \tag{18}$$

Utilizing Jensen's inequality techniques, the above integral term (18) could be rewritten as

$$\begin{aligned}
& - \frac{\rho_1^3}{6} \int_{-\rho_1}^0 \int_w^0 \int_{t+\theta}^t e^{\gamma(s-t+\rho_1)} \dot{u}^T(t) \mathbb{W}_1 \dot{u}(t) ds d\theta dw \\
& \leq -e^{\gamma\rho_1} \left( \frac{\rho_1^2}{2} u(t) - \int_{-\rho_1}^0 \int_{t+w}^t u(s) ds dw \right)^T \mathbb{W}_1 \\
& \quad \times \left( \frac{\rho_1^2}{2} u(t) - \int_{-\rho_1}^0 \int_{t+w}^t u(s) ds dw \right) \\
& \leq \zeta^T(t) e^{\gamma\rho_1} \left( \rho_1 \left[ -\frac{\rho_1^4}{4} \mathbb{W}_1 \right] \rho_1^T \right. \\
& \quad \left. + \rho_1 \left( \frac{\rho_1^2}{2} \mathbb{W}_1 \right) \rho_7^T - \rho_7 \mathbb{W}_1 \rho_7^T \right) \zeta(t), \\
& - \frac{\rho_2^3}{6} \int_{-\rho_2}^0 \int_w^0 \int_{t+\theta}^t e^{\gamma(s-t+\rho_2)} \dot{u}^T(t) \mathbb{W}_2 \dot{u}(t) ds d\theta dw \\
& \leq \zeta^T(t) e^{\gamma\rho_2} \left( \rho_1 \left[ -\frac{\rho_2^4}{4} \mathbb{W}_2 \right] \rho_1^T + \rho_1 \left( \frac{\rho_2^2}{2} \mathbb{W}_2 \right) \rho_{12}^T \right. \\
& \quad \left. - \rho_{12} \mathbb{W}_2 \rho_{12}^T \right) \zeta(t),
\end{aligned}$$

$$\begin{aligned}
& - \rho_a \int_{-\rho(t)}^{-\rho_1} \int_w^0 \int_{t+\theta}^t e^{\gamma(s-t+\rho_1)} \dot{u}^T(t) \mathbb{W}_3 \dot{u}(t) ds d\theta dw \\
& \leq \zeta^T(t) e^{\gamma\rho_1} \left( \rho_1 (-\rho_b^2 \mathbb{W}_3) \rho_1^T + \rho_1 (\rho_b \mathbb{W}_3) \rho_{13}^T \right. \\
& \quad \left. - \rho_{13} \mathbb{W}_3 \rho_{13}^T \right) \zeta(t), \\
& - \rho_a \int_{-\rho_2}^{-\rho(t)} \int_w^0 \int_{t+\theta}^t e^{\gamma(s-t+\rho_1)} \dot{u}^T(t) \mathbb{W}_3 \dot{u}(t) ds d\theta dw \\
& \leq \zeta^T(t) e^{\gamma\rho_1} \left( \rho_1 (-\rho_b^2 \mathbb{W}_3) \rho_1^T + \rho_1 (\rho_b \mathbb{W}_3) \rho_{14}^T \right. \\
& \quad \left. - \rho_{14} \mathbb{W}_3 \rho_{14}^T \right) \zeta(t).
\end{aligned}$$

From (18) one can get

$$\dot{V}_6(t) = \zeta^T(t) \Phi_6 \zeta(t) - \gamma V_6(t). \tag{19}$$

Combining (11)-(19), we can obtain

$$\begin{aligned}
& \zeta^T(t) \sum_{i=0}^6 \Phi_i \zeta(t) \\
& \quad - \int_{t-\rho_2}^{t-\rho_1} e^{\gamma(s-t+\rho_1)} \dot{u}^T(s) \mathbb{Q}_3 \dot{u}(s) ds - \gamma V(t) < 0.
\end{aligned} \tag{20}$$

Furthermore,  $\int_{t-\rho_2}^{t-\rho_1} \dot{u}^T(s) \mathbb{Q}_3 \dot{u}(s) ds$  can be written as with the additive property of integration

$$\begin{aligned}
& - \int_{t-\rho_2}^{t-\rho_1} e^{\gamma(s-t+\rho_1)} \dot{u}^T(s) \mathbb{Q}_3 \dot{u}(s) ds \\
& \leq -e^{\gamma(s-t+\rho_1)} \\
& \quad \times \left[ \int_{t-\rho_2}^{t-\rho(t)} \dot{u}^T(s) \mathbb{Q}_3 \dot{u}(s) ds + \int_{t-\rho(t)}^{t-\rho_1} \dot{u}^T(s) \mathbb{Q}_3 \dot{u}(s) ds \right].
\end{aligned}$$

Introduce the following equations:

$$\begin{aligned}
& u(t - \rho(t)) - u(t - \rho_2) - \int_{t-\rho_2}^{t-\rho(t)} \dot{u}(s) ds = 0, \\
& u(t - \rho_1) - u(t - \rho(t)) - \int_{t-\rho(t)}^{t-\rho_1} \dot{u}(s) ds = 0.
\end{aligned}$$

For appropriate dimensional matrices  $\mathcal{N}_{hh}^q \in \mathbb{R}^{14n \times n}$  ( $q \in 1, 2$ ), (20) leads to

$$\begin{aligned}
& \zeta^T(t) \sum_{i=0}^6 \Phi_i \zeta(t) - \int_{t-\rho_2}^{t-\rho(t)} e^{\gamma(s-t+\rho_1)} \dot{u}^T(s) \mathbb{Q}_3 \dot{u}(s) ds \\
& \quad - \int_{t-\rho(t)}^{t-\rho_1} e^{\gamma(s-t+\rho_1)} \dot{u}^T(s) \mathbb{Q}_3 \dot{u}(s) ds \\
& \quad + 2\zeta^T \mathcal{N}_{hh}^1 \left( u(t - \rho(t)) - u(t - \rho_2) - \int_{t-\rho_2}^{t-\rho(t)} \dot{u}(s) ds \right) \\
& \quad + 2\zeta^T \mathcal{N}_{hh}^2 \left( u(t - \rho_1) - u(t - \rho(t)) - \int_{t-\rho(t)}^{t-\rho_1} \dot{u}(s) ds \right) \\
& < 0.
\end{aligned} \tag{21}$$

For any matrices  $\mathbb{Q}_3 = \mathbb{Q}_3^T > 0$  the following inequalities hold:

$$-2\zeta^T(t) \mathcal{N}_{hh}^1 \int_{t-\rho_2}^{t-\rho(t)} \dot{u}(s) ds$$

$$\begin{aligned}
 &\leq (\rho_2 - \rho(t))\zeta^T(t)\mathcal{N}_{hh}^1\mathbb{Q}_3^{-1}\mathcal{N}_{hh}^{1T}\zeta(t) \\
 &\quad + \int_{t-\rho_2}^{t-\rho(t)} e^{\gamma(s-t+\rho_1)}\dot{u}^T(s)\mathbb{Q}_3\dot{u}(s)ds, \\
 &- 2\zeta^T(t)\mathcal{N}_{hh}^2\int_{t-\rho(t)}^{t-\rho_1}\dot{u}(s)ds \\
 &\leq (\rho(t) - \rho_1)\zeta^T(t)\mathcal{N}_{hh}^2\mathbb{Q}_3^{-1}\mathcal{N}_{hh}^{2T}\zeta(t) \\
 &\quad + \int_{t-\rho(t)}^{t-\rho_1} e^{\gamma(s-t+\rho_1)}\dot{u}^T(s)\mathbb{Q}_3\dot{u}(s)ds. \tag{22}
 \end{aligned}$$

**Case I:**  $\hat{K}_j \neq 0$ .

In addition, when  $t_k \leq t < t_k + d_k$ , we establish the following equation

$$\begin{aligned}
 &\sum_{i=1}^r h_i(z(t)) \sum_{j=1}^r h_j(z(t)) \{2\dot{u}^T(t)\hat{\mathbb{R}}_1(-\dot{u}(t) + \dot{u}(t))\} = 0, \\
 &\sum_{i=1}^r h_i(z(t)) \sum_{j=1}^r h_j(z(t)) \{-2\dot{u}^T(t)\hat{\mathbb{R}}_1\dot{u}(t) \\
 &\quad + 2\dot{u}^T(t)\hat{\mathbb{R}}_1(\mathcal{A}_i + \Delta\mathcal{A}_i(t))u(t) \\
 &\quad + 2\dot{u}^T(t)\hat{\mathbb{R}}_1(\mathcal{B}_i + \Delta\mathcal{B}_i(t))u(t - \rho(t)) \\
 &\quad + 2\dot{u}^T(t)\hat{\mathbb{R}}_1(\mathcal{D}_i + \Delta\mathcal{D}_i(t))\dot{u}(t - \mu(t)) \\
 &\quad + 2\dot{u}^T(t)\hat{\mathbb{R}}_1\bar{E}_i\hat{K}_j u(t - \bar{h})\} = 0. \tag{23}
 \end{aligned}$$

From (21), (22), and (23), the following inequality is written as follows:

$$\begin{aligned}
 \dot{V}(t) &\leq -\gamma\mathcal{V}(t) + \zeta^T(t) \sum_{l=0}^6 \Phi_l \zeta(t) \\
 &\quad + \zeta^T(t)\mathbf{H}(\mathcal{N}_{hh}^1(\rho_3^T - \rho_4^T))\zeta(t) \\
 &\quad + \zeta^T(t)\mathbf{H}(\mathcal{N}_{hh}^2(\rho_2^T - \rho_3^T))\zeta(t) \\
 &\quad + (\rho_2 - \rho(t))\zeta^T(t)\mathcal{N}_{hh}^1 e^{\gamma\rho_1}\mathbb{Q}_3^{-1}\mathcal{N}_{hh}^{1T}\zeta(t) \\
 &\quad + (\rho(t) - \rho_1)\zeta^T(t)\mathcal{N}_{hh}^2 e^{\gamma\rho_1}\mathbb{Q}_3^{-1}\mathcal{N}_{hh}^{2T}\zeta(t) \\
 &\quad + \sum_{i=1}^r h_i(z(t)) \sum_{j=1}^r h_j(z(t)) 2\rho_9^T \hat{\mathbb{R}}_1 [\rho_9 \\
 &\quad + \mathcal{A}_i(t)\rho_1 + \mathcal{B}_i(t)\rho_3 + \mathcal{D}_i(t)\rho_{10} + \bar{E}_i\hat{K}_j\rho_{11}]. \tag{24}
 \end{aligned}$$

which implies

$$\begin{aligned}
 \dot{V}(t) &= \sum_{i=1}^r h_i(z(t)) \sum_{j=1}^r h_j(z(t)) \zeta^T(t)\tilde{\Psi}_{ij}(t)\zeta(t) + \tilde{\Xi} \\
 &\quad - \gamma\mathcal{V}(t). \tag{25}
 \end{aligned}$$

with

$$\begin{aligned}
 \tilde{\Psi}_{ij}(t) &= \sum_{l=1}^8 \Phi_l + (\rho_2 - \rho(t))\zeta^T(t)\mathcal{N}_{hh}^1\mathbb{Q}_3^{-1}\mathcal{N}_{hh}^{1T}\zeta(t) \\
 &\quad + (\rho(t) - \rho_1)\zeta^T(t)\mathcal{N}_{hh}^2\mathbb{Q}_3^{-1}\mathcal{N}_{hh}^{2T}\zeta(t), \\
 \tilde{\Xi} &= [\hat{\delta}_1 \ \hat{\delta}_2 \ \hat{\delta}_3 \ \hat{\delta}_4 \ \hat{\delta}_5 \ \hat{\delta}_6 \ \hat{\delta}_7 \ \hat{\delta}_8 \ \hat{\delta}_9 \ \hat{\delta}_{10} \ \hat{\delta}_{11} \ \hat{\delta}_{12} \ \hat{\delta}_{13} \ \hat{\delta}_{14}], \\
 \hat{\delta}_v &= \overbrace{[0 \ 0 \ 0]^T}^{14 \text{ times}}, v = 1, 2, \dots, 8, 11, 12, 13, 14,
 \end{aligned}$$

$$\begin{aligned}
 \hat{\delta}_v &= [(\mathbb{R}_1 \Delta \mathcal{A}_i(t))^T \ 0 \ (\mathbb{R}_1 \Delta \mathcal{B}_i(t))^T \ \overbrace{[0 \ 0 \ 0]^T}^{11 \text{ times}}]^T, \\
 \hat{\delta}_v &= \overbrace{[0 \ 0 \ 0]^T}^{9 \text{ times}} (\mathbb{R}_1 \Delta \mathcal{D}_i(t))^T \ 0 \ 0 \ 0 \ 0]^T,
 \end{aligned}$$

and  $\Phi_7, \Phi_8$ , as given in (8). From (25), we can obtain

$$\begin{aligned}
 \dot{V}(t) &= \sum_{i=1}^r h_i(z(t)) \sum_{j=1}^r h_j(z(t)) \zeta^T(t)\tilde{\Psi}_{ij}(t)\zeta(t) \\
 &\quad + \tilde{\Gamma}_1^T F_i(t)\tilde{\Upsilon}_1 + \tilde{\Upsilon}_1^T F_i^T(t)\tilde{\Gamma}_1 + \tilde{\Gamma}_2^T F_i(t)\tilde{\Upsilon}_2 \\
 &\quad + \tilde{\Upsilon}_2^T F_i^T(t)\tilde{\Gamma}_2 + \tilde{\Gamma}_3^T F_i(t)\tilde{\Upsilon}_3 + \tilde{\Upsilon}_3^T F_i^T(t)\tilde{\Gamma}_3 - \gamma\mathcal{V}(t) \\
 &< 0, \tag{26}
 \end{aligned}$$

where

$$\begin{aligned}
 \tilde{\Gamma}_1^T &= [E_{bi}^T \hat{\mathbb{R}}_1^T \overbrace{[0 \ 0 \ 0]^T}^{13 \text{ times}}], \\
 \tilde{\Gamma}_2^T &= [0 \ 0 \ E_{bi}^T \hat{\mathbb{R}}_1^T \overbrace{[0 \ 0 \ 0]^T}^{11 \text{ times}}], \\
 \tilde{\Gamma}_3^T &= \overbrace{[0 \ 0 \ 0 \ E_{bi} \hat{\mathbb{R}}_1 \ 0 \ 0 \ 0 \ 0]^T}^{9 \text{ times}}, \\
 \tilde{\Upsilon}_1 &= \overbrace{[0 \ 0 \ 0 \ \hat{\chi}_{1i} \ 0 \ 0 \ 0 \ 0 \ 0]^T}^{8 \text{ times}}, \\
 \tilde{\Upsilon}_2 &= \overbrace{[0 \ 0 \ 0 \ \hat{\chi}_{2i} \ 0 \ 0 \ 0 \ 0 \ 0]^T}^{8 \text{ times}}, \\
 \tilde{\Upsilon}_3 &= \overbrace{[0 \ 0 \ 0 \ \hat{\chi}_{3i} \ 0 \ 0 \ 0 \ 0 \ 0]^T}^{9 \text{ times}}.
 \end{aligned}$$

Moreover, let the neutral type T-S fuzzy model with interval time-varying delays (7) can be written as

$$\mathcal{G}_i \zeta(t) = 0. \tag{27}$$

From (26) and (27), considering Lemma 2 and DFNTS (7) together leads to stability condition only if there exists  $\mathcal{T}_h \in R^{14n \times n}$  such that

$$\begin{aligned}
 \dot{V}(t) &= \sum_{i=1}^r h_i(z(t)) \sum_{j=1}^r h_j(z(t)) \tilde{\Psi}_{ij}(t) + \tilde{\Gamma}_1^T F_i(t)\tilde{\Upsilon}_1 \\
 &\quad + \tilde{\Upsilon}_1^T F_i^T(t)\tilde{\Gamma}_1 + \tilde{\Gamma}_2^T F_i(t)\tilde{\Upsilon}_2 + \tilde{\Upsilon}_2^T F_i^T(t)\tilde{\Gamma}_2 \\
 &\quad + \tilde{\Gamma}_3^T F_i(t)\tilde{\Upsilon}_3 + \tilde{\Upsilon}_3^T F_i^T(t)\tilde{\Gamma}_3 + \mathbf{H}(\mathcal{T}_i \mathcal{G}_i) - \gamma\mathcal{V}(t). \tag{28}
 \end{aligned}$$

Utilizing Lemma 3, the above inequality (28) is satisfied if and only if,  $\forall q \in \mathcal{I}_2$

$$\begin{aligned}
 \dot{V}(t) &= \sum_{l=1}^8 \Phi_l + \epsilon_1 \tilde{\Gamma}_1^T \tilde{\Gamma}_1 + \epsilon_2 \tilde{\Gamma}_2^T \tilde{\Gamma}_2 + \epsilon_3 \tilde{\Gamma}_3^T \tilde{\Gamma}_3 + \epsilon_1^{-1} \tilde{\Upsilon}_1^T \tilde{\Upsilon}_1 \\
 &\quad + \epsilon_2^{-1} \tilde{\Upsilon}_2^T \tilde{\Upsilon}_2 + \epsilon_3^{-1} \tilde{\Upsilon}_3^T \tilde{\Upsilon}_3 + \mathbf{H}(\mathcal{T}_i \mathcal{G}_i) \\
 &\quad + (\rho_2 - \rho_1)\mathcal{N}_{hh}^q \mathbb{Q}_3^{-1} \mathcal{N}_{hh}^{qT} - \gamma\mathcal{V}(t). \tag{29}
 \end{aligned}$$



Hence, using the Schur complement Lemma, the relation (29) is similar to

$$\dot{V}(t) = \begin{bmatrix} \mathbf{A}_{11} & (\rho_2 - \rho_1)\mathcal{N}_{hh}^q & \tilde{\Upsilon}_1^T & \tilde{\Upsilon}_2^T & \tilde{\Upsilon}_3^T \\ * & -(\rho_2 - \rho_1)\mathcal{Q}_3 & 0 & 0 & 0 \\ * & * & -\varepsilon_1 I & 0 & 0 \\ * & * & * & -\varepsilon_2 I & 0 \\ * & * & * & * & -\varepsilon_3 I \end{bmatrix} - \gamma V(t), \quad (30)$$

where  $\mathbf{A}_{11} = \sum_{l=1}^8 \Phi_l + \mathbf{H}(\mathcal{T}_h \mathcal{G}_i) + \tilde{\Pi}$ ,  $\tilde{\Pi} = \varepsilon_1 \tilde{\Gamma}_1^T \tilde{\Gamma}_1 + \varepsilon_2 \tilde{\Gamma}_2^T \tilde{\Gamma}_2 + \varepsilon_3 \tilde{\Gamma}_3^T \tilde{\Gamma}_3$  and utilizing lemma 4, together with (8) yields

$$\dot{V}(t) = -\gamma V(t), t \in [t_k, t_k + d_k]. \quad (31)$$

Let  $H_1(t) = e^{\gamma t} V(t)$ . By (31), one can see that  $H_1(t)$  is a monotone decreasing function on  $t \in [t_k, t_k + d_k]$ . Then,

$$H_1(t) \leq H_1(t_k), H_1(t_k + d_k) \leq H_1(t_k). \quad (32)$$

Thus, we get

$$\begin{aligned} V(t) &\leq e^{-\gamma(t-t_k)} V(t_k), t \in [t_k, t_k + d_k], \\ V(t_k + d_k) &\leq e^{-\gamma d_k} V(t_k). \end{aligned} \quad (33)$$

**Case II:**  $\hat{K}_j = 0$ .

When  $t_k + d_k \leq t < t_{k+1}$ , from the second equation of system (7), it follows that

$$\begin{aligned} 2\dot{u}^T(t) \hat{\mathbb{R}}_1 (-\dot{u}(t) + \dot{u}(t)) &= 0, \\ -2\dot{u}^T(t) \hat{\mathbb{R}}_1 \dot{u}(t) - 2\dot{u}^T(t) \hat{\mathbb{R}}_1 (\mathcal{A}_i(t) + \Delta \mathcal{A}_i(t)) u(t) \\ &+ 2\dot{u}^T(t) \hat{\mathbb{R}}_1 (\mathcal{B}_i(t) + \Delta \mathcal{B}_i(t)) u(t - \rho(t)) \\ &+ 2\dot{u}^T(t) \hat{\mathbb{R}}_1 (\mathcal{D}_i + \Delta \mathcal{D}_i(t)) \dot{u}(t - \mu(t)) = 0. \end{aligned} \quad (34)$$

Since  $\gamma + \hat{\gamma} > 0$ , from (8), (21), (22) and (34), we obtain

$$\begin{aligned} \dot{V}(t) &\leq -\gamma V(t) + \tilde{\Sigma}_{aa} + (\gamma + \hat{\gamma}) u^T(t) \mathbb{P} u(t) \\ &\leq -\gamma V(t) + \tilde{\Sigma}_{aa} + (\gamma + \hat{\gamma}) V(t) \leq \hat{\gamma} V(t). \end{aligned} \quad (35)$$

Here,

$$\begin{aligned} \tilde{\Sigma}_{aa} &= \begin{bmatrix} \mathbf{B}_{11} & (\rho_2 - \rho_1)\mathcal{N}_{hh}^q & \tilde{\Upsilon}_1^T & \tilde{\Upsilon}_2^T & \tilde{\Upsilon}_3^T \\ * & -(\rho_2 - \rho_1)\mathcal{Q}_3 & 0 & 0 & 0 \\ * & * & -\varepsilon_1 I & 0 & 0 \\ * & * & * & -\varepsilon_2 I & 0 \\ * & * & * & * & -\varepsilon_3 I \end{bmatrix}, \\ \mathbf{B}_{11} &= \hat{\Phi}_l + \mathbf{H}(\mathcal{T}_h \mathcal{G}_i) + \tilde{\Pi}, \hat{\Phi}_l = \mathbf{H}(\Upsilon_1^T \mathbb{P} \Upsilon_2) + \hat{\gamma}(\Upsilon_1^T \mathbb{P} \Upsilon_1), \\ \hat{\Phi}_l &= \sum_{l=2}^8 \Phi_l \text{ are defined in } \mathbf{A}_{11}. \end{aligned}$$

Let  $H_2(t) = e^{\hat{\gamma} t} V(t)$ . Then  $H_2(t)$  is a monotone decreasing function on  $t \in [t_k + d_k, t_{k+1})$  and we have

$$H_2(t) = H_2(t_k + d_k), H_2(t_{k+1}) \leq H_2(t_k + d_k), \quad (36)$$

which implies that

$$\begin{aligned} V(t) &\leq V(t_k + d_k) e^{\hat{\gamma}(t-t_k-d_k)}, t \in [t_k + d_k, t_{k+1}), \\ V(t_{k+1}) &\leq V(t_k + d_k) e^{\hat{\gamma}(t_{k+1}-t_k-d_k)}. \end{aligned} \quad (37)$$

Thus combining (33) and (37), one may deduce that

$$\begin{aligned} V(t_{k+1}) &\leq V(0) e^{-\gamma \sum_{l=1}^k d_l + \hat{\gamma}(t_{k+1} - \sum_{l=1}^k d_l)} \\ &= V(0) e^{\hat{\gamma} t_{k+1} - (\gamma + \hat{\gamma}) \sum_{l=1}^k d_l}, \\ V(t_k + d_k) &\leq V(0) e^{-\gamma \sum_{l=1}^k d_l + \hat{\gamma}(t_k - \sum_{l=1}^k d_l)} \\ &\leq V(0) e^{\hat{\gamma} t_k - (\gamma + \hat{\gamma}) \sum_{l=1}^{k-1} d_l}. \end{aligned} \quad (38)$$

When  $t_k \leq t \leq t_k + d_k$ , it follows that from (33) and (38)

$$V(t) \leq e^{-\gamma(t-t_k)} V(t_k) \leq V(0) e^{\hat{\gamma} t_k - (\gamma + \hat{\gamma}) \sum_{l=1}^{k-1} d_l}. \quad (39)$$

When  $t_k + d_k \leq t < t_{k+1}$ , it follows from (9), (37), and (38) that

$$\begin{aligned} V(t) &\leq e^{-\gamma(t-t_k)} V(t_k) \leq V(0) e^{\hat{\gamma}(t-t_k-d_k)} V(t_k + d_k) \\ &\leq e^{|\hat{\gamma} \hat{c}} V(0) e^{\hat{\gamma} t_k - (\gamma + \hat{\gamma}) \sum_{l=1}^{k-1} d_l}. \end{aligned} \quad (40)$$

From (39) and (40), it can be verified that

$$V(t) \leq e^{|\hat{\gamma} \hat{c}} V(0) e^{\hat{\gamma} t_k - (\gamma + \hat{\gamma}) \sum_{l=1}^{k-1} d_l}, k \in \mathbb{Z}^+, t \geq 0. \quad (41)$$

By the relation (9), we have  $\lim_{t \rightarrow \infty} V(t) = 0$ , which implies that  $\lim_{t \rightarrow \infty} u(t) = 0$ . In what follows, we will derive the GAS for system (7). Thus the proof is completed.  $\square$

**Theorem 2:** For given scalars  $\rho > 0$ ,  $\rho_1 > 0$ ,  $\rho_2 > 0$ ,  $\mu_2 > 0$  and  $\mu > 0$ , such that the robust DFNTS (7) is GAS, if for given constants  $\tau_k$ ,  $k = 1, 2, \dots, 17$ ,  $\hat{\gamma} \geq \gamma$ ,  $\gamma > 0$ , and  $\hat{c} \geq 0$ , there exist positive definite matrices  $S$ ,  $Z$ , and  $\mathcal{N}_{ij}^q \in \mathbb{R}^{14n \times n}$ , such that the following conditions hold, for  $\ell = 1, 2$ :

$$\begin{cases} \hat{\Gamma}_{ii}^\ell < 0, \\ \frac{2}{r-1} \hat{\Gamma}_{ii}^\ell + \hat{\Gamma}_{ij}^\ell + \hat{\Gamma}_{ji}^\ell < 0, \\ \hat{\Gamma}_{ii}^\ell < 0, \forall i \in \mathcal{I}_r, \\ \frac{2}{r-1} \check{\Gamma}_{ii}^\ell + \check{\Gamma}_{ij}^\ell + \check{\Gamma}_{ji}^\ell < 0, (i, j) \in \mathcal{I}_r^2, i \neq j \end{cases} \quad (42)$$

with

$$\begin{aligned} \hat{\Gamma}_{ij}^q &= \begin{bmatrix} \tilde{\Xi}_{11} & (\rho_2 - \rho_1)\mathcal{N}_{ij}^\ell & \check{\Upsilon}_1^T & \check{\Upsilon}_2^T & \check{\Upsilon}_3^T \\ * & -(\rho_2 - \rho_1)\tau_3 S & 0 & 0 & 0 \\ * & * & -\varepsilon_1 I & 0 & 0 \\ * & * & * & -\varepsilon_2 I & 0 \\ * & * & * & * & -\varepsilon_3 I \end{bmatrix}, \\ \check{\Gamma}_{ij}^q &= \begin{bmatrix} \tilde{\Xi}_{11} & (\rho_2 - \rho_1)\mathcal{N}_{ij}^\ell & \check{\Upsilon}_1^T & \check{\Upsilon}_2^T & \check{\Upsilon}_3^T \\ * & -(\rho_2 - \rho_1)\tau_3 S & 0 & 0 & 0 \\ * & * & -\varepsilon_1 I & 0 & 0 \\ * & * & * & -\varepsilon_2 I & 0 \\ * & * & * & * & -\varepsilon_3 I \end{bmatrix}, \end{aligned}$$

where

$$\begin{aligned}
 \tilde{\Xi}_{11} &= \sum_{i=1}^7 \Phi_i + \mathbf{H}(\tau_{13}S_i\mathcal{G}_i) + \tilde{\Pi}, \tilde{\Xi}_{11} \\
 &= \hat{\Phi}_l + \mathbf{H}(\tau_{13}S_i\mathcal{G}_i) + \tilde{\Pi}, \\
 \mathcal{G}_i &= [\mathcal{A}_i \ 0 \ \mathcal{B}_i \ 0 \ 0 \ 0 \ 0 \ 0 \ 0 \ \mathcal{D}_i \ \bar{E}_i Z_j \ 0 \ 0 \ 0]^T, \\
 \Phi_1 &= \mathbf{H}(\Upsilon_1^T \mathbb{P} \Upsilon_2) + \gamma(\Upsilon_1^T \mathbb{P} \Upsilon_1), \\
 \Upsilon_1 &= [\rho_1 \ \rho_1 \rho_5 \ (\rho_2 - \rho_1)\rho_6 \ \rho_1 \rho_7 \ (\rho_2 - \rho_1)\rho_8]^T, \\
 \check{\Upsilon}_1 &= \overbrace{[0 \ 0 \ 0 \ 0 \ S^T \hat{\chi}_{1i} \ 0 \ 0 \ 0 \ 0 \ 0]}^{8 \text{ times}}, \\
 \Upsilon_2 &= \begin{bmatrix} \rho_9 & \rho_1 - \rho_2 & \rho_2 - \rho_4 & \rho_1 - \rho_5 & \rho_2 - \rho_6 \end{bmatrix}^T, \\
 \check{\Upsilon}_2 &= \overbrace{[0 \ 0 \ 0 \ 0 \ S^T \hat{\chi}_{2i} \ 0 \ 0 \ 0 \ 0 \ 0]}^{8 \text{ times}}, \\
 \Phi_2 &= \mathbf{H}(\rho_1 \tau_9 S \rho_9^T) + \rho_1 \tau_{10} S \rho_1^T - \rho_2 (\tau_{12} S - \tau_{10} S) \rho_2^T \\
 &\quad + (1 - \rho) \rho_3 (\tau_{11} S - \tau_{12} S) \rho_3^T - \rho_4 \tau_{10} S \rho_4^T \\
 &\quad + \rho_9 \tau_8 S \rho_9^T - (1 - \mu_3) \rho_{10} \tau_8 S \rho_{10}^T + 2\rho_9^T \tau_{14} S \rho_9 \\
 &\quad + \rho_1^T \mathcal{A}_i \tau_{14} S \rho_9 + \rho_3^T \mathcal{B}_i \tau_{14} S \rho_9 + \rho_9^T \mathcal{D}_i \tau_{14} S \rho_{10} \\
 &\quad + \rho_9^T \tau_{14} \bar{E}_i Z \rho_{11}, \\
 \Phi_3 &= \rho_1^2 \tau_1 S + (\rho_2 - \rho_1)^2 \tau_2 S + (\rho_2 - \rho_1) \tau_3 S \\
 &\quad - (\rho_1 - \rho_2) \tau_1 S (\rho_1 - \rho_2)^T \\
 &\quad - 3(\rho_1 + \rho_2 - 2\rho_5) \tau_1 S (\rho_1 + \rho_2 - 2\rho_5)^T \\
 &\quad - (\rho_2 - \rho_4) \tau_2 S (\rho_2 - \rho_4)^T \\
 &\quad - 3(\rho_2 + \rho_4 - 2\rho_6) \tau_2 S (\rho_2 + \rho_4 - 2\rho_6)^T, \\
 \Phi_4 &= \frac{\rho_1^2}{2} (\tau_4 S + \tau_5 S) - 2(\rho_2 - \rho_5) \tau_4 S (\rho_2 - \rho_5)^T \\
 &\quad - 4(\rho_2 - 4\rho_5 + 6\rho_7) \tau_4 S (\rho_2 - 4\rho_5 + 6\rho_7)^T \\
 &\quad - 2(\rho_1 - \rho_5) \tau_5 S (\rho_1 - \rho_5)^T \\
 &\quad - 4(\rho_1 + 2\rho_5 - 6\rho_7) \tau_5 S (\rho_1 + 2\rho_5 - 6\rho_7)^T, \\
 \Phi_5 &= \frac{\rho_2 - \rho_1}{2} (\tau_6 S + \tau_7 S) - 2(\rho_4 - \rho_6) \tau_6 S (\rho_4 - \rho_6)^T \\
 &\quad - 4(\rho_4 - 4\rho_6 + 6\rho_8) \tau_6 S (\rho_4 - 4\rho_6 + 6\rho_8)^T \\
 &\quad - 2(\rho_2 - \rho_6) \tau_7 S (\rho_2 - \rho_6)^T \\
 &\quad - 4(\rho_2 + 2\rho_6 - 6\rho_8) \tau_7 S (\rho_2 + 2\rho_6 - 6\rho_8)^T, \\
 \Phi_6 &= e^{\gamma \rho_1} \rho_1 \left[ -\frac{\rho_1^4}{4} \tau_{15} S - \frac{\rho_2^4}{4} \tau_{16} S - \rho_b^2 \tau_{17} S - \rho_b^2 \tau_{17} S \right] \rho_1^T \\
 &\quad + e^{\gamma \rho_1} \left[ \rho_1 \left( \frac{\rho_1^2}{2} \tau_{15} S \right) \rho_7^T - \rho_7 \tau_{15} S \rho_7^T \right. \\
 &\quad \left. + \rho_1 \left( \frac{\rho_2^2}{2} \tau_{16} S \right) \rho_{12}^T - \rho_{12} \tau_{16} S \rho_{12}^T + \rho_1 (\rho_b \tau_{17} S) \rho_{13}^T \right. \\
 &\quad \left. - \rho_{13} \tau_{17} S \rho_{13}^T + \rho_1 (\rho_b \tau_{17} S) \rho_{14}^T - \rho_{14} \tau_{17} S \rho_{14}^T \right], \\
 \Phi_7 &= \mathbf{H}(\mathcal{N}_{hh}^1 (\rho_3^T - \rho_4^T) + \mathcal{N}_{hh}^2 (\rho_2^T - \rho_3^T)),
 \end{aligned}$$

$$\begin{aligned}
 \check{\Upsilon}_3 &= \overbrace{[0 \ 0 \ 0 \ S^T \hat{\chi}_{3i} \ 0 \ 0 \ 0 \ 0]}^{9 \text{ times}}, \\
 \Phi_8 &= 2\rho_9^T \tau_{14} [\rho_9 + \mathcal{A}_i \rho_1 + \mathcal{B}_i \rho_3 + \mathcal{D}_i \rho_{10} + \bar{E}_i Z_j \rho_{11}], \\
 \hat{\Phi}_l &= \sum_{i=2}^7 \Phi_i, \hat{\Phi}_1 = \mathbf{H}(\Upsilon_1^T \mathbb{P} \Upsilon_2) + \gamma(\Upsilon_1^T \mathbb{P} \Upsilon_1), \\
 \hat{\Phi}_8 &= 2\rho_9^T \hat{\mathbb{R}}_1 [\rho_9 + \mathcal{A}_i \rho_1 + \mathcal{B}_i \rho_3 + \mathcal{D}_i \rho_{10}].
 \end{aligned}$$

Moreover, the gain matrices  $\hat{K}_j = Z_j S^{-1}$ .

**Proof:** For  $t_k \leq t \leq t_k + d_k$  and  $t_k + d_k \leq t < t_{k+1}$ , the following conditions hold:

$$\begin{bmatrix} \mathbf{A}_{11} & (\rho_2 - \rho_1) \mathcal{N}_{hh}^q & \check{\Upsilon}_1^T & \check{\Upsilon}_2^T & \check{\Upsilon}_3^T \\ * & -(\rho_2 - \rho_1) \mathcal{Q}_3 & 0 & 0 & 0 \\ * & * & -\varepsilon_1 I & 0 & 0 \\ * & * & * & -\varepsilon_2 I & 0 \\ * & * & * & * & -\varepsilon_3 \end{bmatrix} < 0, \quad (43)$$

$$\begin{bmatrix} \mathbf{B}_{11} & (\rho_2 - \rho_1) \mathcal{N}_{hh}^q & \check{\Upsilon}_1^T & \check{\Upsilon}_2^T & \check{\Upsilon}_3^T \\ * & -(\rho_2 - \rho_1) \mathcal{Q}_3 & 0 & 0 & 0 \\ * & * & -\varepsilon_1 I & 0 & 0 \\ * & * & * & -\varepsilon_2 I & 0 \\ * & * & * & * & -\varepsilon_3 \end{bmatrix} < 0. \quad (44)$$

Let  $\mathcal{Q}_1 = \tau_1 \mathbb{P}$ ,  $\mathcal{Q}_2 = \tau_2 \mathbb{P}$ ,  $\mathcal{Q}_3 = \tau_3 \mathbb{P}$ ,  $\mathcal{S}_1 = \tau_4 \mathbb{P}$ ,  $\mathcal{S}_2 = \tau_5 \mathbb{P}$ ,  $\mathcal{R}_1 = \tau_6 \mathbb{P}$ ,  $\mathcal{R}_2 = \tau_7 \mathbb{P}$ ,  $\mathcal{R}_3 = \tau_8 \mathbb{P}$ ,  $\mathcal{Z}_1 = \tau_9 \mathbb{P}$ ,  $\mathcal{Z}_2 = \tau_{10} \mathbb{P}$ ,  $\mathcal{Z}_3 = \tau_{11} \mathbb{P}$ ,  $\mathcal{Z}_4 = \tau_{12} \mathbb{P}$ ,  $\mathcal{T}_i = \tau_{13} \mathbb{P}$ ,  $\hat{\mathbb{R}}_1 = \tau_{14} \mathbb{P}$ ,  $\mathbb{W}_1 = \tau_{15} \mathbb{P}$ ,  $\mathbb{W}_2 = \tau_{16} \mathbb{P}$ ,  $\mathbb{W}_3 = \tau_{17} \mathbb{P}$ . Moreover  $S = \mathbb{P}^{-1}$ ,  $Z_j = S \hat{K}_j$ . Then performing congruence transformation to (43)

and (44) with  $\text{diag}\{\overbrace{\mathbb{P}^{-1}, \mathbb{P}^{-1}, \mathbb{P}^{-1}, I, I, I}^{15 \text{ times}}\}$ , we obtain the condition (42), which completes the proof.  $\square$

**Remark 1:** It ought to be noted that the suggested procedure in this article is easy to examine the stability of designed system (7), can be possible to the designed controller is also periodic.

Moreover, the control scheme  $w(t)$  can be treated in the following way

$$w(t) = \begin{cases} \sum_{j=1}^r h_j(z(t)) \hat{K}_j u(t - \bar{h}), & kF \leq t < kF + \tilde{\delta}, \\ 0, & t \in kF + \tilde{\delta} \leq t < (k+1)F, \end{cases} \quad (45)$$

where  $\tilde{\delta}$  and  $F > 0$  indicate the width and period in the controller approach, respectively. Therefore, system (7) is described by

$$\begin{cases} \dot{u}(t) = \sum_{i=1}^r h_i(z(t)) \sum_{j=1}^r h_j(z(t)) \left\{ (\mathcal{A}_i + \Delta \mathcal{A}_i(t)) u(t) \right. \\ \quad \left. + (\mathcal{B}_i + \Delta \mathcal{B}_i(t)) u(t - \rho(t)) \right. \\ \quad \left. + (\mathcal{D}_i + \Delta \mathcal{D}_i(t)) \dot{u}(t - \mu(t)) \right. \\ \quad \left. + \bar{E}_i \hat{K}_j u(t - \bar{h}) \right\}, & kF \leq t < kF + \tilde{\delta}, \end{cases}$$

$$\left\{ \begin{array}{l} \dot{u}(t) = \sum_{i=1}^r h_i(z(t)) \left\{ (A_i + \Delta A_i(t))u(t) \right. \\ \quad + (B_i + \Delta B_i(t))u(t - \rho(t)) \\ \quad \left. + (D_i + \Delta D_i(t))\dot{u}(t - \mu(t)) \right\}, \\ kF + \tilde{\delta} \leq t < (k+1)F. \end{array} \right. \quad (46)$$

**Corollary 1:** For given scalars  $\rho > 0$ ,  $\rho_1 > 0$ ,  $\rho_2 > 0$ ,  $\mu_2 > 0$ , and  $\mu$ , such that robust DFNTS (46) is exponentially stable, if for given constants  $\tau_k$ ,  $k = 1, 2, \dots, 17$ ,  $\hat{\gamma} \geq \gamma$ ,  $\gamma > 0$ , and  $\hat{c} \geq 0$ , there exist positive definite matrices  $S$ ,  $Z$ , and  $\mathcal{N}_{ij}^q \in \mathbb{R}^{14n \times n}$ , such that inequalities (42) hold for both  $\ell = 1, 2$  and satisfy both control period and width as

$$(\gamma + \tilde{\gamma})\tilde{\delta} - \tilde{\gamma}F > 0. \quad (47)$$

**Proof:** When  $kF \leq t < kF + \tilde{\delta}$ , based on (39) and (47)

$$\begin{aligned} V(t) &\leq V(0)e^{\beta kF - (\gamma + \tilde{\gamma})(k-1)\tilde{\delta}} \\ &= V(0)e^{(\gamma + \tilde{\gamma})\tilde{\delta} + (\tilde{\gamma}F - (\gamma + \tilde{\gamma})\tilde{\delta})k} \\ &= C_1 V(0)e^{(\tilde{\gamma}F - (\gamma + \tilde{\gamma})\tilde{\delta})\frac{k-F}{F}}, \end{aligned} \quad (48)$$

where  $C_1 = e^{(\gamma + \tilde{\gamma})\tilde{\delta}}$ . When  $kF + \tilde{\delta} \leq t < (k+1)F$ , based on (40) and (47), we get

$$\begin{aligned} V(t) &\leq e^{|\tilde{\gamma}|_c} V(0)e^{\beta kF - (\gamma + \tilde{\gamma})(k-1)\tilde{\delta}} \\ &= V(0)e^{|\tilde{\gamma}|_c + (\gamma + \tilde{\gamma})\tilde{\delta} + (\tilde{\gamma}F - (\gamma + \tilde{\gamma})\tilde{\delta})k} \\ &= C_2 V(0)e^{(\tilde{\gamma}F - (\gamma + \tilde{\gamma})\tilde{\delta})\frac{k}{F}}, \end{aligned} \quad (49)$$

where  $C_1 = e^{|\tilde{\gamma}|_c - \tilde{\gamma}F + 2(\gamma + \tilde{\gamma})\tilde{\delta}}$ . Together with (48) and (49), it implies that

$$V(t) \leq C_2 V(0)e^{-2\zeta(t - \tilde{\delta})},$$

where  $\zeta = \frac{(\gamma + \tilde{\gamma})\tilde{\delta} + \tilde{\gamma}F}{2F} > 0$ . Let

$$\begin{aligned} C_3 &= \lambda_{\max}(\mathbb{P}) + \lambda_{\max}(\mathbb{Z}_1) + \rho_1 e^{2\gamma\rho_1} \lambda_{\max}(\mathbb{Z}_2) \\ &\quad + \rho_2 e^{\gamma\rho_1} e^{\gamma\rho_2} \lambda_{\max}(\mathbb{Z}_3) + \rho_1 e^{2\gamma\rho_1} \lambda_{\max}(\mathbb{Z}_4) \\ &\quad + \mu e^{\gamma\mu} \lambda_{\max}(\mathbb{Z}_5) + \rho_1^2 e^{2\gamma\rho_1} \lambda_{\max}(\mathbb{Q}_1) \\ &\quad + \frac{(\rho_2 - \rho_1)^3}{2} e^{\gamma\rho_1} e^{\gamma\rho_2} \lambda_{\max}(\mathbb{Q}_{\neq} + \mathbb{Q}_3) \\ &\quad + \frac{\rho_1^3}{3} e^{2\gamma\rho_1} \lambda_{\max}(\mathbb{S}_1) + \frac{\rho_1^3}{3} e^{\gamma\rho_1} \lambda_{\max}(\mathbb{S}_2) \\ &\quad + \frac{(\rho_2 - \rho_1)^3}{3} e^{\gamma\rho_1} e^{\gamma\rho_2} \lambda_{\max}(\mathbb{R}_1) \\ &\quad + \frac{(\rho_2 - \rho_1)^3}{3} e^{\gamma\rho_1} e^{\gamma\rho_2} \lambda_{\max}(\mathbb{R}_2) \\ &\quad + \frac{(\rho_1)^3}{6} \frac{(\rho_1)^4}{4} e^{2\gamma\rho_1} \lambda_{\max}(\mathbb{W}_1) \\ &\quad + \frac{(\rho_2)^3}{6} \frac{(\rho_2)^4}{4} e^{2\gamma\rho_2} \lambda_{\max}(\mathbb{W}_2) \end{aligned}$$

$$+ \frac{(\rho_2 - \rho_1)^4}{4} \rho_a e^{\gamma\rho_1} e^{\gamma\rho_2} \lambda_{\max}(\mathbb{W}_3),$$

we get

$$V(t) \geq \lambda_{\min}(\mathbb{P}) \|y(t)\|^2, \quad V(0) \leq C_3 \|\phi\|_{\rho}^2.$$

Thus,  $\|y(t)\| \leq C_4 \|\phi\|_{\rho} e^{-\zeta t}$ , where  $C_4 = e^{\zeta\tilde{\delta}} \sqrt{C_2 C_3 / \lambda_{\min}(\mathbb{P})}$ . This completes the proof.  $\square$

If there is no control input in (7) and without fuzzy rules, that is to say,  $\bar{E} = 0$ ; then the following Corollary 2 can be obtained easily.

**Corollary 2:** For given scalars  $\rho > 0$ ,  $\rho_1 > 0$ ,  $\rho_2 > 0$ ,  $\mu_2 > 0$  and  $\mu > 0$ , the neutral-type system (7) without control input is GAS, if for given constants  $\hat{\gamma} \geq \gamma$ ,  $\gamma > 0$ , and  $\hat{c} \geq 0$ , there exist real positive definite matrices  $\mathbb{P} \in \mathbb{R}^{5n \times 5n}$ ,  $\mathbb{Q}_1$ ,  $\mathbb{Q}_2$ ,  $\mathbb{Q}_3$ ,  $\mathbb{S}_1$ ,  $\mathbb{S}_2$ ,  $\mathbb{R}_1$ ,  $\mathbb{R}_2$ ,  $\mathbb{Z}_1$ ,  $\mathbb{Z}_2$ ,  $\mathbb{Z}_3$ ,  $\mathbb{Z}_4$ ,  $\mathbb{T}$ , and  $\mathcal{N} \in \mathbb{R}^{9n \times n}$ , such that the subsequent inequalities are satisfied

$$\begin{bmatrix} \mathbf{A}_{11} & (\rho_2 - \rho_1)\mathcal{N} & \tilde{\Upsilon}_1^T & \tilde{\Upsilon}_2^T & \tilde{\Upsilon}_3^T \\ * & -(\rho_2 - \rho_1)\mathbb{Q}_3 & 0 & 0 & 0 \\ * & * & \epsilon_1 I & 0 & 0 \\ * & * & * & \epsilon_2 I & 0 \\ * & * & * & * & \epsilon_3 \end{bmatrix} < 0. \quad (50)$$

**Proof:** Let  $\bar{E} = 0$  in Theorem 1, we get the asymptotic stability criterion for system (7). The proof is similar to that of Theorem 1 and is omitted for brevity.  $\square$

**Remark 2:** The intermittent controller configuration is formulated by LMIs in Theorem 2 and these conditions might be solved proficiently via MATLAB Toolbox. Subsequently, the mode-dependent fuzzy intermittent controller is simple to be constructed as in Theorem 2.

**Remark 3:** Compared with the earlier works [30], [32], and [34], whose work/rest time is periodic, it is adopted to achieve the objective of stability. However, the limitation of periodicity is very short so that the feasibility is limited in the real life problem. In this paper, we focus on the delayed intermittent control with period for the stability of the T-S fuzzy system. Therefore, the analysis technique and system model proposed in this paper is more general than [30,32,34]

**Remark 4:** The computational complexity is a primary issue that is subject to how large the LMIs are and how many decision variables are. However, LMIs of large size yield better performance. The results in Theorems are derived by constructing proper L-K functionals with double, triple, and four integral terms, and using a newly introduced integral inequality technique which produces tighter bounds than the existing ones including reciprocally convex approach and etc. In this paper, the proposed criteria employs several integral inequalities; as a result, some degree of high computational complexity can occur

in the proposed criterion. It is noted that the obtained maximum allowable bounds  $\rho_2$  are less conservative than the existing ones in the literature, as shown in Table 4 and Table 5. Finsler's lemma was applied in the proof of the main results, which in turn to reduce the computational burden. Moreover, in the future work we will focus on lower computational complexity of the stability problems while maintaining the desired system performances.

#### 4. SIMULATION RESULTS

In the view of the conditions acquired in the previous section, we present some simulation examples to demonstrate the adequacy of the proposed control scheme and the merits of our approach in this section.

**Example 1:** Consider the following T-S fuzzy uncertain neutral-type system with time-varying delays

$$\begin{aligned} \dot{u}(t) = & \sum_{i=1}^r h_i(z(t)) \left\{ (\mathcal{A}_i + \Delta \mathcal{A}_i(t))u(t) \right. \\ & + (\mathcal{B}_i + \Delta \mathcal{B}_i(t))g(u(t - \rho(t))) \\ & \left. + (\mathcal{D}_i + \Delta \mathcal{D}_i(t))\dot{u}(t - \mu(t)) + \bar{E}_i w(t) \right\}, \end{aligned}$$

with two IF-THEN rules ( $r = 2$ ) and the following parameters:

$$\begin{aligned} \mathcal{A}_1 &= \begin{bmatrix} -1 & -3.1321 \\ 1 & -2 \end{bmatrix}, \quad \mathcal{A}_2 = \begin{bmatrix} -3.6 & -1.1321 \\ 1 & -2.8 \end{bmatrix}, \\ \mathcal{B}_1 &= \begin{bmatrix} 0.2 & -0.4 \\ 0.5 & 1.1 \end{bmatrix}, \quad \mathcal{B}_2 = \begin{bmatrix} 0.2 & -0.3 \\ 0.6 & 1.3 \end{bmatrix}, \quad \bar{E}_1 = \begin{bmatrix} 0 \\ 0.25 \end{bmatrix}, \\ \mathcal{D}_1 &= \begin{bmatrix} 0.9 & 0.2 \\ 0.1 & 0.4 \end{bmatrix}, \quad \mathcal{D}_2 = \begin{bmatrix} 0.2 & 0.5 \\ 0.2 & 0.3 \end{bmatrix}, \quad \bar{E}_2 = \begin{bmatrix} 0 \\ 0.3 \end{bmatrix}, \\ \hat{\chi}_{11} &= \hat{\chi}_{12} = \begin{bmatrix} 0.2 & 0 \\ 0 & 0.2 \end{bmatrix}, \quad \hat{\chi}_{21} = \hat{\chi}_{22} = \begin{bmatrix} 0.1 & 0 \\ 0 & 0.1 \end{bmatrix}, \\ \hat{\chi}_{41} &= \hat{\chi}_{42} = \begin{bmatrix} 0.25 & 0 \\ 0 & 0.25 \end{bmatrix}, \quad E_{b1} = E_{b2} = \begin{bmatrix} 0.1 & 0 \\ 0 & 0.1 \end{bmatrix}. \end{aligned}$$

The membership functions of rules 1 and 2 are  $h_1(u) = \frac{1}{\exp(-2u(t))}$  and  $h_2(u) = 1 - h_1(u)$ , respectively. Moreover, the other parameters involved in this simulation are selected as follows:  $\rho_1 = 0.1$ ,  $\rho_2 = 0.25$ ,  $\rho = 0.15$ ,  $\mu_2 = 0.4$ ,  $\mu = 0.11$ ,  $\gamma = \tilde{\gamma} = 0.1$ ,  $\hat{c} = 0.2$ ,  $d_k = 1.85$  and  $\tau_k = 0.2$  ( $k = 1, \dots, 17$ ). In order to stabilize the concerned uncertain T-S fuzzy uncertain neutral-type system (7) under consideration, we design the more generalized intermittent controller as mentioned in (6) with the above given parameters. For this purpose, solving the LMIs in Theorem 2 with the above parameters utilizing Matlab LMI tool box, we obtain the following gain matrix of the control law

$$\begin{aligned} \hat{K}_1 &= \begin{bmatrix} 0.3577 & -2.5342 \end{bmatrix}, \\ \hat{K}_2 &= \begin{bmatrix} 2.1324 & -6.8743 \end{bmatrix}. \end{aligned}$$

To further show the effectiveness of the designed intermittent control, simulations have been carried out. The

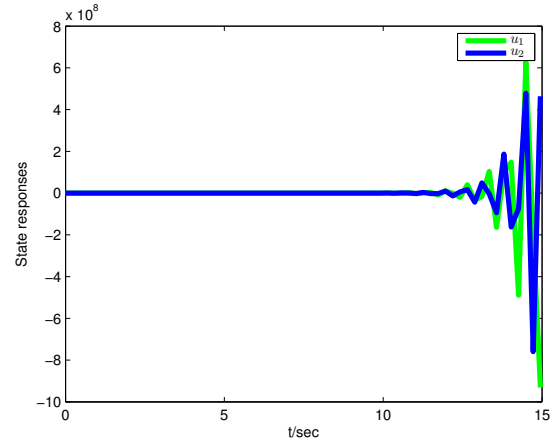


Fig. 1. Evolution of open-loop system in Example 1.

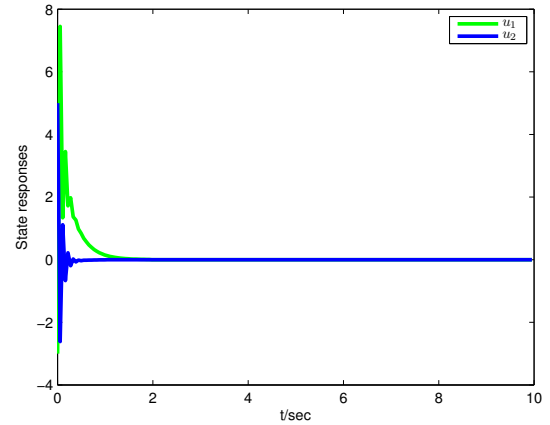


Fig. 2. Evolution of the system state in Example 1.

Table 1. AMD  $\rho_2$  for various values of  $\hbar$  in Example 1.

$\hbar$	0.01	0.03	0.05	0.06	0.07
$\rho_2$	0.2314	0.1752	0.0553	0.0242	0.0031

corresponding state responses of the neutral-type system (7) are presented in Figs. 1 and 2. The numerical simulation of system neutral-type (7) with controller  $w(t) = 0$  is depicted in Fig. 1, which shows the performance of unstable system. Based on the modeled IC (6), Fig. 2 exhibits the evolution of the system state under the initial condition  $[-3, 5]^T$ , from which we can see that the closed loop fuzzy system (7) is GAS. The response curve of the control input is plotted in Fig. 3. Fig. 4 displays a flowchart to calculate the controller gains. Moreover, the allowable bound of  $\rho_2$  for different values of  $\hbar$  and allowable bound of  $\rho_2$  for different values of  $\rho$  respectively, are displayed in Tables 1 and 2. Based on the simulation results, it is demonstrated that the proposed intermittent controller performs well.

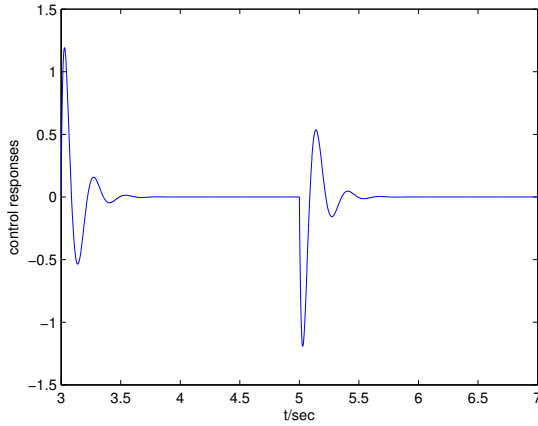


Fig. 3. Evolution of the control responses in Example 1.

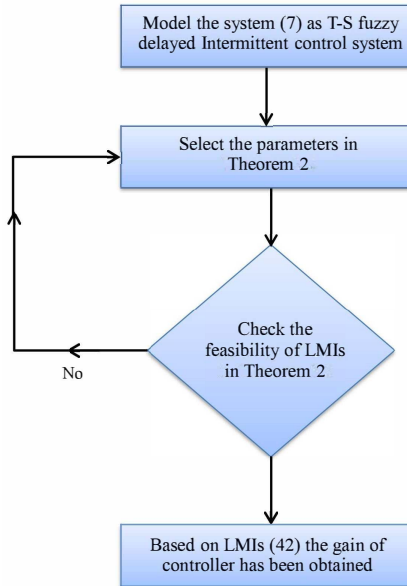


Fig. 4. A flowchart to calculate the controller gains.

Table 2. AMD  $\rho_2$  for various values of  $\rho$  in Example 1.

$\rho$	0.01	0.03	0.05	0.07	0.1
$\rho_2$	0.2163	0.1935	0.1572	0.0931	0.0563

## 5. APPLICATIONS

In this section, an illustrative model of single-link robot arm (SLRA) system in [40] and [41] is explained to demonstrate the effectiveness of the designed methodology. Furthermore, for the simulation purpose, the certain parameters of the SLRA are summarized in the following Table 3.

### 1) Design example of single-link robot arm system:

$$\ddot{\eta}(t) = -\frac{\hat{g}\hat{L}\hat{M}}{\hat{f}} \sin(\eta(t)) - \frac{\hat{R}}{\hat{f}} \dot{\eta}(t) + \frac{1}{\hat{f}} w(t). \quad (51)$$

Table 3. Parameters of the SLRA model.

Symbol	Value
$\hat{M}$ (mass of the load)	1 kg
$\hat{f}$ (moment of inertia)	1 kg m <sup>2</sup>
$\hat{R}$ (damping coefficient)	2 N m/rad
$\hat{L}$ (value of the length)	0.5 m
$\hat{g}$ (acceleration of gravity)	9.81 m/s <sup>2</sup>
$\lambda$ (retarded coefficient)	0.8 N m/rad

Defining  $u_1(t) = \eta(t)$  and  $u_2(t) = \dot{\eta}(t)$ , to deal with the time delay in the system, we get

$$\begin{aligned} \dot{u}_1(t) &= \lambda u_2(t) + (1 - \lambda)u_2(t - \rho(t)), \\ \dot{u}_2(t) &= -\frac{\hat{g}\hat{L}\hat{M}}{\hat{f}} \sin(u_1(t)) - \lambda \frac{\hat{R}}{\hat{f}} u_2(t) \\ &\quad - \frac{(1 - \lambda)\hat{R}}{\hat{f}} u_2(t - \rho(t)) + \frac{1}{\hat{f}} w(t), \end{aligned}$$

where  $\eta(t)$  and  $\dot{\eta}(t)$  represent the robot arm angle and robot arm angular velocity, respectively. The non-linear term  $\sin(u_1(t))$  can be denoted as:  $\sin(u_1(t)) = h_1(u_1(t))u_1(t) + h_2(u_1(t)) \cdot \tilde{\beta} \cdot u_1(t)$ , where  $h_1(u_1(t)) + h_2(u_1(t)) = 1$ ,  $h_1(u_1(t)), h_2(u_1(t)) \in [0, 1]$ . The above equations can be solved and we get the following membership function

$$\begin{aligned} h_1(u_1(t)) &= \begin{cases} \frac{\sin(u_1(t)) - \tilde{\beta}u_1(t)}{(1 - \tilde{\beta})u_1(t)}, & u_1(t) \neq 0, \\ 1, & u_1(t) = 0, \end{cases} \\ h_2(u_1(t)) &= 1 - h_1(u_1(t)), \end{aligned}$$

where  $u_1(t) \in (-\pi, \pi)$  and  $\tilde{\beta} = 0.01/\pi$ .

### 2) T-S fuzzy modelling:

The SLRA system can be implemented by the subsequent T-S fuzzy model:

**Plant rule 1:** IF  $u_1(t)$  is about 0 rad, THEN

$$\begin{aligned} \dot{u}(t) &= (A_1 + \Delta A_1(t))u(t) \\ &\quad + (B_1 + \Delta B_1(t))u(t - \rho(t)) + \bar{E}_1 w(t). \end{aligned}$$

**Plant rule 2:** IF  $u_1(t)$  is about  $\pm$  rad, THEN

$$\begin{aligned} \dot{u}(t) &= (A_2 + \Delta A_2(t))u(t) \\ &\quad + (B_2 + \Delta B_2(t))u(t - \rho(t)) + \bar{E}_2 w(t), \end{aligned}$$

where  $u(t) = [u_1^T(t) \ u_2^T(t)]^T$ ,

$$\begin{aligned} A_1 &= \begin{bmatrix} 0 & \lambda \\ -\frac{\hat{g}\hat{L}\hat{M}}{\hat{f}} & -\frac{\lambda\hat{R}}{\hat{f}} \end{bmatrix}, \quad A_2 = \begin{bmatrix} 0 & \lambda \\ -\frac{\hat{g}\hat{L}\hat{M}}{\hat{f}} & -\frac{\lambda\hat{R}}{\hat{f}} \end{bmatrix}, \\ B_1 = B_2 &= \begin{bmatrix} 0 & (1 - \lambda) \\ 0 & -\frac{(1 - \lambda)\hat{R}}{\hat{f}} \end{bmatrix}, \quad E_1 = E_2 = \begin{bmatrix} 0 & 1 \\ 0 & \hat{f} \end{bmatrix}^T, \end{aligned}$$

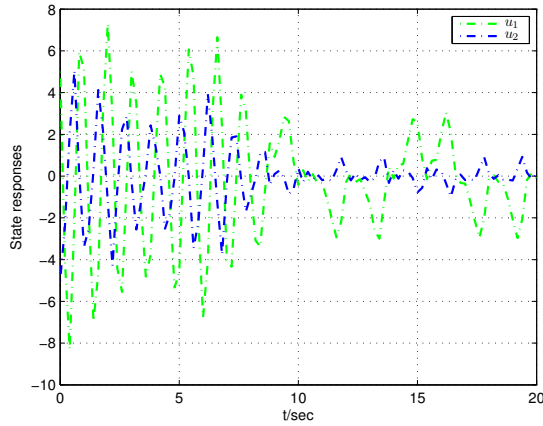


Fig. 5. Evolution of the system state in SLRA model.

$$\begin{aligned} [\Delta \mathcal{A}_i(t), \Delta \mathcal{B}_i(t)] &= E_{bi} F_i(t) [\hat{\chi}_{1i}, \hat{\chi}_{2i}], \\ E_{b1} &= 0.01, \quad E_{b2} = 0.02, \\ F_1(t) &= 0.5 \sin(t), \quad F_2(t) = -0.5 \cos(t), \\ \hat{\chi}_{11} &= \begin{bmatrix} 0.01 & 0 \\ 0 & 0.02 \end{bmatrix}, \quad \hat{\chi}_{12} = \begin{bmatrix} 0.01 & 0 \\ 0 & 0.03 \end{bmatrix}, \\ \hat{\chi}_{21} &= \begin{bmatrix} 0.02 & 0 \\ 0 & 0.02 \end{bmatrix}, \quad \hat{\chi}_{22} = \begin{bmatrix} -0.01 & 0 \\ 0 & 0.03 \end{bmatrix}. \end{aligned}$$

Utilizing the above parameters and setting  $\rho_1 = 0.1$ ,  $\rho_2 = 0.2$ ,  $\rho = 0.2$ ,  $d_k = 1.85$  by using the Matlab LMI control toolbox to solve the LMIs in Theorem 2 without neutral-type, i.e.,  $(D_i + \Delta_i(t)) = Z_5 = 0$ , we get the following feedback control gain matrices  $\hat{K}_1 = [1.3563 \quad 2.1032]$  and  $\hat{K}_2 = [2.3640 \quad 3.5322]$ . Fig. 5 represents the state responses of variables  $u_1(t)$  and  $u_2(t)$  with an initial condition  $u(t) = [5, -5]^T$ , indicating that the evolution of the system converges to an equilibrium point. Fig. 6 depicts the state responses of the SLRA system. It is clear that the system is destabilize, i.e., without controller. Under zero initial condition, Fig. 7 shows the control input of the system. Referring to these figures, it can be observed that the proposed method has been effectively and applicability.

## 6. A COMPARISON EXAMPLE

In the previous section, we have validated the derived sufficient condition with single-link robot arm system. In order to prove the conservatism of the derived condition, we have considered the system

$$\begin{aligned} \dot{u}(t) - \mathcal{D}\dot{u}(t - \mu(t)) &= (\mathcal{A} + \Delta \mathcal{A}(t))u(t) \\ &\quad + (\mathcal{B} + \Delta \mathcal{B}(t))u(t - \rho(t)), \end{aligned} \quad (52)$$

where the system parameters are given as

$$\mathcal{A} = \begin{bmatrix} -2 & 0 \\ 0 & -1 \end{bmatrix}, \quad \mathcal{B} = \begin{bmatrix} -1 & 0 \\ -1 & -1 \end{bmatrix}, \quad \mathcal{D} = \begin{bmatrix} c & 0 \\ 0 & c \end{bmatrix},$$

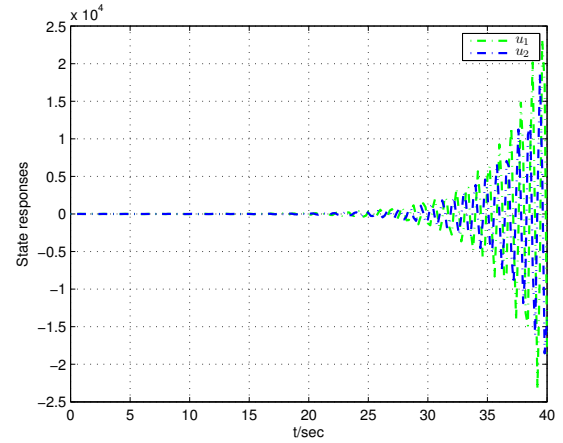


Fig. 6. Evolution of the open-loop system state in SLRA model.

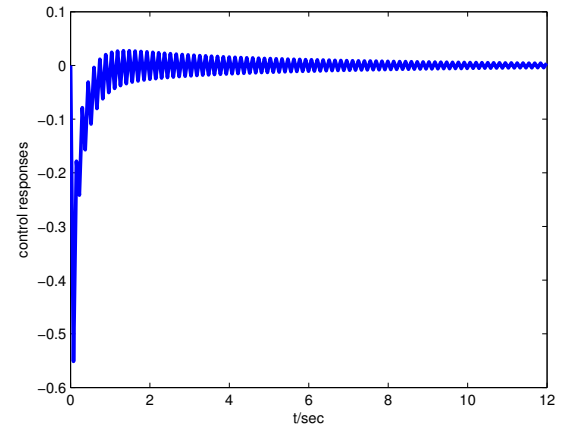


Fig. 7. Evolution of the control response in SLRA model.

where  $\Delta \mathcal{A}(t)$  and  $\Delta \mathcal{B}(t)$  are of the form in (52) with  $\hat{\chi}_1 = \text{diag}\{160, 1.25\}$ ,  $\hat{\chi}_2 = \hat{\chi}_4 = \text{diag}\{10, 7.5\}$ . In order to compare the conservativeness of Corollary 2 with those of some previous works, the parameters from Example 4.3 of [11] have been used. For given  $\mu(t) = \mu$  and  $\rho = 0.1$ , the maximum allowable delay  $\rho_2$  provided by proposed stability criteria is listed in Table 4. When  $c = 0.1$  and different values of  $\mu$ , Table 5 shows compared results of the upper bound of  $\rho_2$  with the ones in [4,9–11]. By using Corollary 2 and the Matlab LMI Toolbox, Tables 4 and 5 give the obtained maximum allowable  $\rho_2$ , such that the considered system is admissible. Form these tables, we can see that the proposed stability criterion for uncertain neutral-type system is less conservative than the existing results. It shows the effectiveness of the methods presented in this paper.

## 7. CONCLUSION

In this paper, the delayed intermittent control for T-

**Table 4.** Maximum allowable upper bounds (MAUBs)  $\rho_2$  for different values of  $c$ , such that  $\rho_1 = 0$  and  $\rho = 0.1$ .

$c$	0	0.1	0.2	0.3	0.4	0.5	0.6
[9]	1.166	0.962	0.778	0.616	0.472	0.346	0.235
[10]	1.172	0.966	0.780	0.618	0.473	0.347	0.235
[4]	1.177	0.971	0.786	0.622	0.478	0.349	0.235
[11]	1.275	1.033	0.821	0.638	0.482	0.349	0.235
Corollary 2	1.464	1.286	1.251	0.932	0.876	0.575	0.242

**Table 5.** Maximum allowable upper bounds (MAUBs)  $\rho_2$  for different values of  $\rho$  with  $c=0.1$ .

lower bound	$\rho$	0.1	0.3	0.5	0.7	0.9
$\rho_1 = 0$	[9]	0.962	0.907	0.850	0.789	0.714
	[4]	0.971	0.960	0.960	0.960	0.960
	[11]	1.033	0.984	0.980	0.979	0.979
	Corollary 2	1.162	1.085	1.083	0.986	0.986
$\rho_1 = 0.5$	[9]	0.962	0.907	0.850	0.793	0.793
	[10]	0.966	0.922	0.895	0.891	0.889
	[4]	0.971	0.961	0.961	0.961	0.961
	[11]	1.118	1.043	1.041	1.041	1.041
	Corollary 2	1.264	1.213	1.102	1.062	1.062

S fuzzy neutral-type system is studied with mixed time-varying delays and uncertainties. The physical plant of the system is represented as an average weighted sum of local linear subsystems and the weighting terms are characterized by the membership functions. By constructing an augmented LKF and handling some new integral inequality techniques like SAFBII and DAFBII as well as, some sufficient conditions, we have established GAS criteria for the considered fuzzy neutral-type systems. Moreover, the gains of the delayed intermittent controller are derived by solving a set of LMIs, which can be solved by MATLAB LMI toolbox. Finally, numerical examples are also presented to validate the theoretical results of this study and in addition, the developed methodology has been tested on a practical single-link robot arm model. The limitation of the proposed method is the introduction of relaxation variables, which increases the computational complexity. However, it is necessary to expand the feasible region of the result and obtain more feasible solutions at the same time, we sometimes need to introduce the relaxation variables. If the conditions have a feasible solution, the controller feedback matrices can be calculated according to the feasible solutions of a set of LMIs. It is worth to note that the results of this paper is compared with the existing ones in the literature. Less conservative results can be obtained by using the new method proposed in this paper. The method in this work can be used to deal with more complicated problems such as filtering design, observer design, external disturbances (dissipativity, passivity,  $H_\infty$  performance) and distributed event-triggered scheme to save computational efforts. Additionally, more complex systems, including stochastic nonlin-

ear systems based on hidden Markovian model and semi-Markovian model stochastic nonlinear systems are interesting research topics and will be additionally examined in our future works.

## REFERENCES

- [1] E. Fridman, *Introduction to Time-delay Systems: Analysis and Control*, Springer, September 2014.
- [2] P. G Park, W. Il, Lee, and S. Y Lee, "Auxiliary function-based integral inequalities for quadratic functions and their applications to time-delay systems," *Journal of the Franklin Institute*, vol. 352, no. 4, pp. 1378-1396, April 2015.
- [3] E. Tian, D. Yue, and Y. Zhang, "Delay-dependent robust  $H_\infty$  control for T-S fuzzy system with interval time-varying delay," *Fuzzy Sets and Systems*, vol. 160, no. 12, pp. 1708-1719, June 2009.
- [4] K. Ramakrishnan and G. Ray, "Improved delay-range-dependent robust stability criteria for a class of Lur'e systems with sector-bounded nonlinearity," *Journal of the Franklin Institute*, vol. 348, no. 8, pp. 1769-1786, October 2011.
- [5] R. Sakthivel, V. Nithya, P. Selvaraj, and O. M. Kwon, "Fuzzy sliding mode control design of Markovian jump systems with time-varying delay," *Journal of the Franklin Institute*, vol. 355, no. 1, pp. 6353-6370, September 2018.
- [6] S. He, W. Lyu, and F. Liu, "Robust  $H_\infty$  sliding mode controller design of a class of time-delayed discrete conic-type nonlinear systems," *IEEE Transactions on Systems, Man, and Cybernetics: Systems*, vol. 51, no. 2, pp. 885-892, February 2021.

- [7] R. Nie, S. He, F. Liu, and X. Luan, "Sliding mode controller design for conic-type nonlinear semi-Markovian jumping systems of time-delayed Chua's circuit," *IEEE Transactions on Systems, Man, and Cybernetics: Systems*, DOI: 10.1109/TSMC.2019.2914491, May 2019.
- [8] P. L. Liu, "Improved results on delay-interval-dependent robust stability criteria for uncertain neutral-type systems with time-varying delays," *ISA Transactions*, vol. 60, pp. 53-66, January 2016.
- [9] K. W. Yu and C. H. Lien, "Stability criteria for uncertain neutral systems with interval time-varying delays," *Chaos, Solitons & Fractals*, vol. 38, no. 1, pp. 650-657, November 2008.
- [10] C. Yin, S. M. Zhong, and W. F. Chen, "On delay-dependent robust stability of a class of uncertain mixed neutral and Lur'e dynamical systems with interval time-varying delays," *Journal of the Franklin Institute*, vol. 347, no. 9, pp. 1623-1642, November 2010.
- [11] Y. Liu, S. M. Lee, O. M. Kwon, and J. H. Park, "Robust delay-dependent stability criteria for time-varying delayed Lur'e systems of neutral type," *Circuits, Systems, and Signal Processing*, vol. 34, no. 5, pp. 1481-1497, May 2015.
- [12] M. Hua, F. Yao, P. Cheng, J. Fei, and J. Ni, "Delay-dependent  $L_2 - L_\infty$  filtering for fuzzy neutral stochastic time-delay systems," *Signal Processing*, vol. 137, pp. 98-108, August 2017.
- [13] C. H. Lien, K. W. Yu, H. C. Chang, L. Y. Chung, and J. D. Chen, "Robust reliable guaranteed cost control for uncertain T-S fuzzy neutral systems with interval time-varying delay and linear fractional perturbations," *Optimal Control Applications and Methods*, vol. 36, no. 1, pp. 121-137, January 2015.
- [14] Y. Li, F. Deng, and F. Xie, "Robust delay-dependent  $H_\infty$  filtering for uncertain Takagi-Sugeno fuzzy neutral stochastic time-delay systems," *Journal of the Franklin Institute*, vol. 356, no. 18, pp. 11561-11580, December 2019.
- [15] R. Sakthivel, P. Selvaraj, and B. Kaviarasan, "Modified repetitive control design for nonlinear systems with time delay based on T-S fuzzy model," *IEEE Transactions on Systems, Man, and Cybernetics: Systems*, vol. 50, no. 2, pp. 646 - 655, October 2017.
- [16] P. Balasubramaniam and R. Krishnasamy, "Robust exponential stabilization results for impulsive neutral time-delay systems with sector-bounded nonlinearity," *Circuits, Systems, and Signal Processing*, vol. 33, no. 9, pp. 2741-2759, September 2014.
- [17] H. D. Tuan, P. Apkarian, T. Narikiyo, and Y. Yamamoto, "Parameterized linear matrix inequality techniques in fuzzy control system design," *IEEE Transactions on Fuzzy Systems*, vol. 9, no. 2, pp. 324-332, April 2001.
- [18] R. Chaibi, H. El Aiss, A. El Hajjaji, and A. Hmamed, "Stability analysis and robust  $H_\infty$  controller synthesis with derivatives of membership functions for T-S fuzzy systems with time-varying delay: Input-output stability Approach," *International Journal of Control, Automation and Systems*, vol. 18, no. 7, pp. 1872-1884, November 2019.
- [19] X. Han and Y. Ma, "Sampled-data robust  $H_\infty$  control for TS fuzzy time-delay systems with state quantization," *International Journal of Control, Automation and Systems*, vol. 17, no. 1, pp. 46-56, January 2019.
- [20] X. H. Chang, L. Zhang, and J. H. Park, "Robust static output feedback  $H_\infty$  control for uncertain fuzzy systems," *Fuzzy Sets and Systems*, vol. 15, pp. 87-104, August 2015.
- [21] M. M. Fateh and S. Khorashadizadeh, "Robust control of electrically driven robots by adaptive fuzzy estimation of uncertainty," *Nonlinear Dynamics*, vol. 69, no. 3, pp. 1465-1477, August 2012.
- [22] C. Ren, S. He, X. Luan, F. Liu, and H. R. Karimi, "Finite-time  $L_2$ -gain asynchronous control for continuous-time positive hidden Markov jump systems via TS fuzzy model approach," *IEEE Transactions on Cybernetics*, vol. 51, no. 1, pp. 77-87, June 2020.
- [23] T. Zhao, M. Huang, and S. Dian, "Stability and stabilization of T-S fuzzy systems with two additive time-varying delays," *Information Sciences*, vol. 494, pp. 174-192, August 2019.
- [24] S. Zhang, W. Y. Cui, and F. E. Alsaadi, "Adaptive backstepping control design for uncertain non-smooth strict feedback nonlinear systems with time-varying delays," *International Journal of Control, Automation and Systems*, vol. 17, no. 9, pp. 2220-2233, September 2019.
- [25] L. Liu, H. Xing, Y. Di, Z. Fu, and S. Song, "Asynchronously Input-output finite-time control of positive impulsive switched systems," *International Journal of Control, Automation and Systems*, vol. 18, pp. 1751-1757, January 2020.
- [26] C. Deissenberg, "Optimal control of linear econometric models with intermittent controls," *Economics of Planning*, vol. 16, no. 1, pp. 49-56, January 1980.
- [27] R. K. Skelton, T. Iwasaki, and D. E. Grigoriadis, *A Unified Algebraic Approach to Control Design*, CRC Press, October 1997.
- [28] K. Ding, Q. Zhu, and H. Li, "A Generalized system approach to intermittent nonfragile control of stochastic neutral time-varying delay systems," *IEEE Transactions on Systems, Man, and Cybernetics: Systems*, DOI: 10.1109/TSMC.2020.2965091, February 2020.
- [29] Y. Feng, X. Yang, Q. Song, and J. Cao, "Synchronization of memristive neural networks with mixed delays via quantized intermittent control," *Applied Mathematics and Computation*, vol. 339, pp. 339-874, December 2018.
- [30] Y. Xu, Y. Li, and W. Li, "Graph-theoretic approach to synchronization of fractional-order coupled systems with time-varying delays via periodically intermittent control," *Chaos, Solitons & Fractals*, vol. 121, pp. 108-118, April 2019.
- [31] K. Ding and Q. Zhu, " $H_\infty$  synchronization of uncertain stochastic time-varying delay systems with exogenous disturbance via intermittent control," *Chaos, Solitons & Fractals*, vol. 127, pp. 244-256, October 2019.



- [32] X. Liu, Y. Liu, and L. Zhou, "Quasi-synchronization of nonlinear coupled chaotic systems via aperiodically intermittent pinning control," *Neurocomputing*, vol. 173, pp. 759-767, January 2016.
- [33] S. Cai, J. Hao, Q. He, and Z. Liu, "New results on synchronization of chaotic systems with time-varying delays via intermittent control," *Nonlinear Dynamics*, vol. 67, no. 1, pp. 393-402, January 2012.
- [34] P. Wang, B. Zhang, and H. Su, "Stabilization of stochastic uncertain complex-valued delayed networks via aperiodically intermittent nonlinear control," *IEEE Transactions on Systems, Man, and Cybernetics: Systems*, vol. 49, no. 3, pp. 649-662, April 2018.
- [35] J. P. Richard, "Time-delay systems: An overview of some recent advances and open problems," *Automatica*, vol. 39, no. 10, pp. 1667-1694, October 2003.
- [36] A. Safa, M. Baradarannia, H. Kharrati, and S. Khanmohammadi, "Global attitude stabilization of rigid spacecraft with unknown input delay," *Nonlinear Dynamics*, vol. 82, no. 4, pp. 1623-1640, December 2015.
- [37] H. Pang, Y. Wang, X. Zhang, and Z. Xu, "Robust state-feedback control design for active suspension system with time-varying input delay and wheelbase preview information," *Journal of the Franklin Institute*, vol. 356, no. 4, pp. 1899-1923, March 2019.
- [38] J. Cheng, H. Wang, S. Chen, Z. Liu, and J. Yang, "Robust delay-derivative-dependent state-feedback control for a class of continuous-time system with time-varying delays," *Neurocomputing*, vol. 173, pp. 827-834, January 2016.
- [39] A. A. Ahmadi and B. El Khadir, "A globally asymptotically stable polynomial vector field with rational coefficients and no local polynomial Lyapunov function," *Systems & Control Letters*, vol. 121, pp. 50-53, November 2018.
- [40] M. He and J. Li, "Resilient guaranteed cost control for uncertain T-S fuzzy systems with time-varying delays and Markov jump parameters," *ISA Transactions*, vol. 88, pp. 12-22, May 2019.
- [41] Y. Zhang, Y. Ma, L. Fu, W. Zhao, and X. Huang, "Finite-time non-fragile  $H_\infty$  sampled-data control for uncertain T-S fuzzy system with time-varying delay and nonlinear perturbation subject to Markovian jump," *ISA Transactions*, vol. 99, pp. 59-73, April 2020.



**R. Vadivel** received his B.S., M.Sc., and M.Phil. degrees in mathematics from Sri Ramakrishna Mission Vidyalaya College of Arts and Science affiliated to Bharathiar University, Coimbatore, Tamil Nadu, India, in 2007, 2010, and 2012, respectively. He was awarded a Ph.D. degree in 2018 from the Department of Mathematics, Thiruvalluvar University, Vellore,

Tamil Nadu, India. He was a Post-Doctoral Research Fellow in the Research Center for Wind Energy Systems, Kunsan National University, Gunsan, Korea, from 2018 to 2019. Currently, he is working as a lecturer at the Department of Mathematics, Faculty of Science and Technology, Phuket Rajabhat University, Thailand.



**S. Saravanan** received his B.S. degree from the Department of Mathematics, Government arts college Thiruvannamalai, affiliated to Thiruvalluvar University, Vellore, Tamil Nadu, India, in 2011 and received an M.Sc. degree in mathematics from Madras Christian College, University of Madras, Chennai, Tamil Nadu, India, in 2013. He received a Ph.D. degree in mathematics from Thiruvalluvar University, Vellore, Tamil Nadu, India, in 2018. He worked as a Visiting Research Fellow in the Department of Industrial Engineering, Pusan National University and as a PNU Post-Doctoral Research Fellow in the School of Mechanical Engineering, Pusan National University, Busan, Korea. He serves as a reviewer for various SCI journals. His research interests include finite-time control of time-delay system, stochastic stability, nonlinear systems, Markovian jump systems, and Multi-agent systems.



**B. Unyong** received his Ph.D. degree in mathematics from Mahidol University, Thailand, in 2004. He is currently working as an Assistant Professor in the Department of mathematics, Faculty of Science and Technology, Phuket Rajabhat University, Phuket, Thailand. He was an experienced recipient of the funding from Thai Government. His research interests include mathematical model, epidemic diseases control model under the effect of climate change, oceanic model, atmospheric model, Lyapunov theory and neural network.



**P. Hammachukiattikul** received her Ph.D. degree in Applied Mathematics from the King Mongkut's University of Technology Thonburi (KMUTT), Bangkok, Thailand. She is currently working at the Department of Mathematics, Phuket Rajabhat University (PKRU), Phuket, Thailand. Her research interests include mathematic model, climate change, atmospheric model, Lyapunov theory and neural networks, stability analysis of dynamical systems, synchronization, and chaos theory.

**Keum-Shik Hong** Please see vol. 17, no. 12, p. 3008, December, 2019 of this journal.



**Gyu M. Lee** is a professor in the Department of Industrial Engineering at Pusan National University. He received his B.S. and M.S. degrees in Industrial Engineering from Seoul National University and a Ph.D. degree in Industrial Engineering from The Pennsylvania State University. He had held the professorship in University of Arizona, Northeastern University,

University of Illinois, Oregon State University and POSTECH before he joined Pusan National University. He was an associate editor of *Decisions Science Journal* (SSCI, SCI), *International Journal of Services and Operations Management*, *International Journal of Experimental Design and Process Optimisation* and *Journal of the Korean Institute of Industrial Engineering*. He is currently the editor-in-chief of *International Journal of Industrial Engineering: Theory, Applications and Practice* (SCI). He organized many international conferences and gave many keynote speeches in many international venues. His research interests include the data analytics, algorithms and computational intelligence, discrete optimization, dynamic systems, and stochastic optimization.

**Publisher's Note** Springer Nature remains neutral with regard to jurisdictional claims in published maps and institutional affiliations.